

Insulation Doors

Coldstore Doors

Industrial Type / Commercial Type
High-Performance Cold Store Doors
for Controlled Environments



GANTEK

GAIN WITH
PERFORMANCE





About Cantek Group

As food storage and processing specialist for over 32 years, in 75+ countries, with more than 15.000+ projects completed successfully, Cantek produces all the equipments with high technology and quality and realizes turnkey cold storage, slaughterhouse / meat processing and plant factory projects worldwide.

With a closed production area of 40.000 m², Cantek offers complete solutions from one hand including project developing, production of all equipments, facility installation, service, warranty, remote controlling and managing systems. In addition, Cantek provides an exceptional saving in energy consumption.



Cooling Technologies

- Cooling Equipment
- Cold Storage Types
- Special Cooling Applications
- Snow Park & Ice Skating



Meat Technologies

- Red Meat Slaughterhouse & Processing Facilities
- Chicken Slaughterhouse & Processing Facilities
- Fish Processing Plant



Turnkey Project

- Slaughterhouse and Meat Processing Facilities
- Cold Storage Facilities
- City Warehouses
- Food Centers
- Mobile Solutions



Plant Factory

- Design, production and installation of indoor vertical farms where continuous harvest of healthy and sustainable products is possible all over the world for 365 days.

Cold Storage Door Systems

GAIN WITH
PERFORMANCE

Cantek doors are produced with excellent material and workmanship quality. Therefore, they are durable and long-lasting. In addition, thanks to their flexibility, they can be easily installed with minimum maintenance.

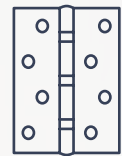
As a result of the perfect insulation and easy opening systems, the products in the cold rooms stay as fresh as the first day for long time with minimum energy consumption.

With high-performance cooling equipment, the return on investment time is significantly shortened. Thus, the users generate an important gain.





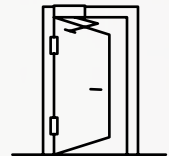
Longevity
Minimum Exposure to
External Factors




Flexibility
Fast & Customize
Product



Easy to Install
Usage with Low
Maintenance



Easy Opening
High speed doors
enabling easy pass
through.



**Perfect
Material Quality**
Polyurethane density of
 $40 \pm 2 \text{ kg / m}^3$ is always
guaranteed.



Thermal Safe
Excellent solution for all
temperature conditions
with alternatives of 6 to
20 cm leaf thickness.



Suitable for Food
Hygenic, sanitacy,
functional qualities.



Visual Esthetics
Elegant design and
excellent integration.

Planet Passionate

Our Global Sustainability

Thermal Safe

- Our panels and doors are thermal safe.

Energy Efficient

- With precise measurement, production methods and installations, the energy leakage causing from our panels and doors is minimized.

Reduce Carbon Emissions

- With providing energy efficiency we help you to reduce your carbon footprint, as we reduce your waste of energy.

Value Chain

- Your products can be stored longer in the best conditions, so you can add value to the supply chain.

Efficient Manufacturing

- With tailor-made projects we are able to manufacture according to the needs of our clients.



Exclusive Service and Support

From project conception to handover, our dedicated team of cold store specialists with more than 30 years of know-how and experience will offer support to you for all your project needs.



Production and Construction



Concept Design Consultation



Project Handover



Technical Support and Design



Door is one of the most important elements of cold storage warehouses.

Cold storage doors, in addition to maintaining room temperature values, must provide convenience in product entry and exit. According to the processing and storage conditions of the products, cold storage doors differ.

c o l d

s t o r a g e

d o o r



Index

New Series Sliding Door

Sliding Door

- Standart Door
- Premium Door

Auto Sliding Door

Monorail Pass Sliding Door

Controlled Atmosphere Sliding Door

Blast Freezer Sliding Door

Industrial Storage Type Door

Hinged Door

- Standart Door
- Premium Door

Blast Freezer Standart Door

Flush Door

Flip Flap Door

- One Leaf
- Double Leaf

Office Door

- One Leaf
- Double Leaf

Integrated Accessories

References



13




12

SLIDING DOORS

New Series Sliding Door

(New Frame Profile & New Rail System)



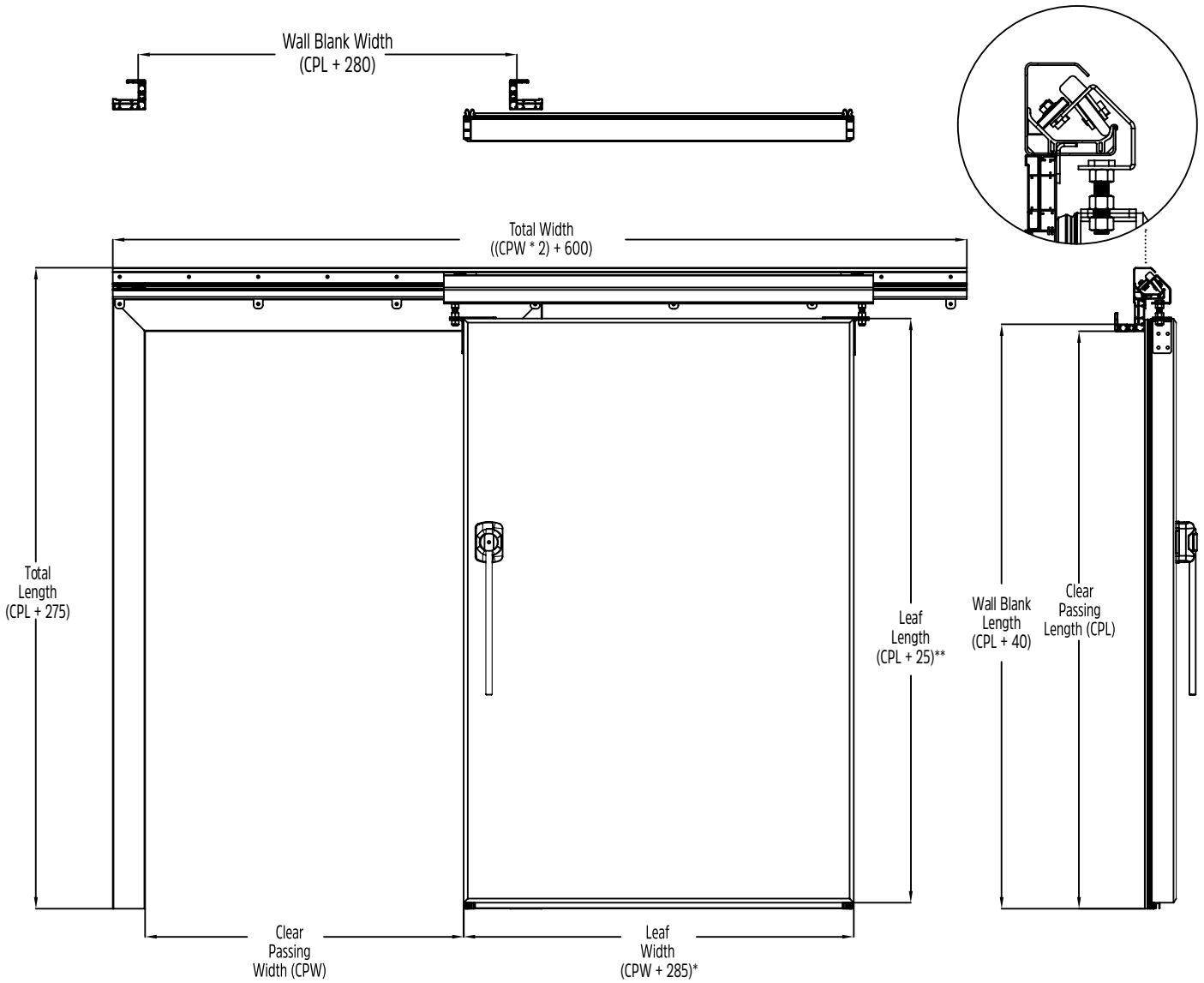
HEAVY DUTY DOORS

LONG LIFE

NEW FRAME DESIGN

s p e c i f i c a t i o n

NET WIDTH 100X200...280X300 cm



















* Negative Doors (CPW + 310)

** Negative Doors (CPL + 35)

New Series Sliding Door

(New Frame Profile & New Rail System)

				
Climate Room	Cold Room	Deepfreeze Room		DOOR TYPE
				DOOR THICKNESS
				SURFACE MATERIAL
				DOOR FRAME
				CASE HEATER
				THRESHOLD HEATER
				DOOR FRAME HEATER
		Silicon Cable		
				DOOR STEP HEATER
		Hot Oil		



Standart

ANODIZED ALUMINIUM



Standard

THRESHOLD



Optional

LEAF BUMPER



DOOR LEAF METAL SHEET THICKNESS



Standart

LOCK TYPE



Optional

CR-NI REINFORCEMENT



Wooden Box



Shrink

PACKING



Palet Truck



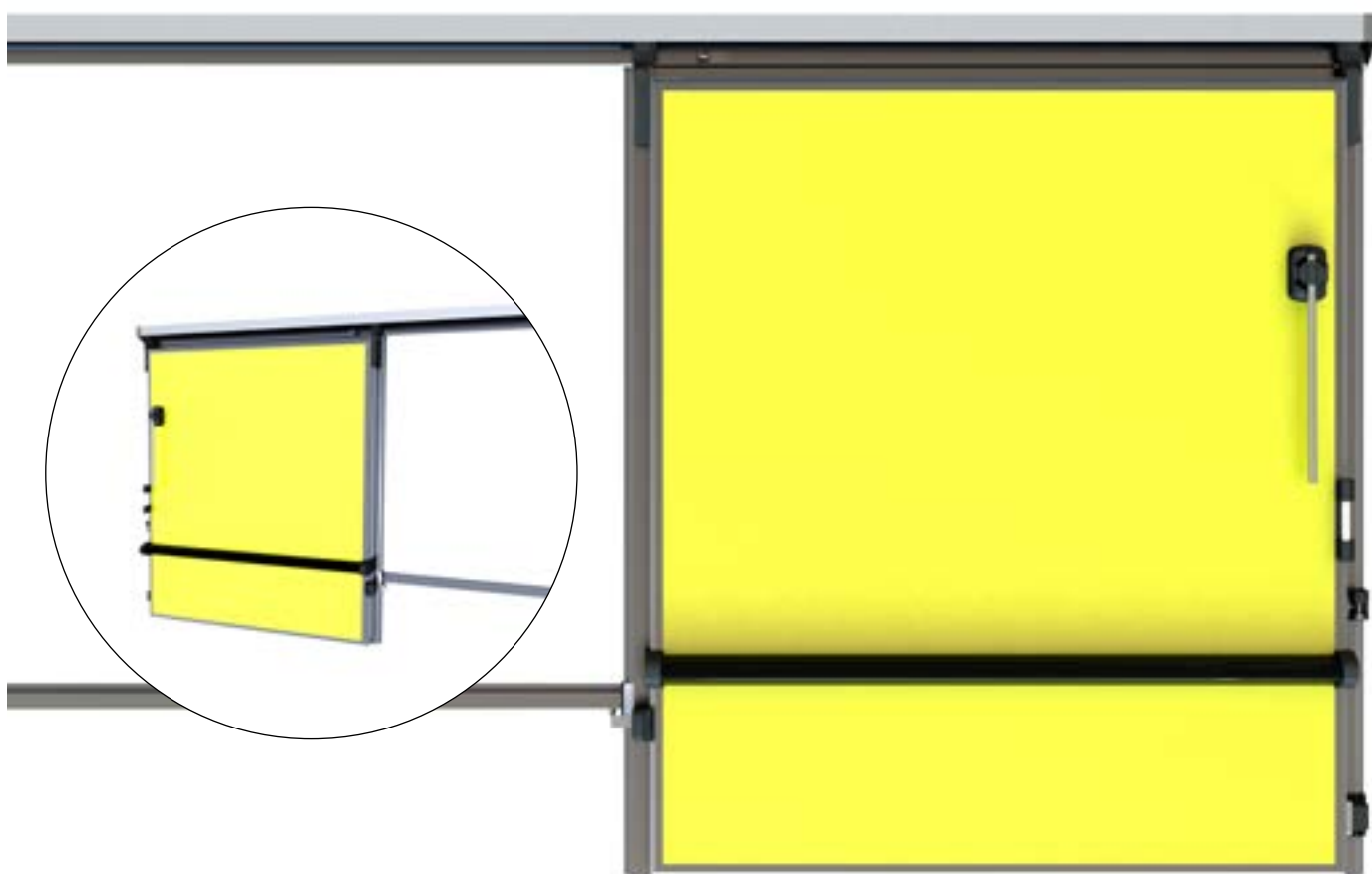
Forklift



Crane

TRANSPORTATION

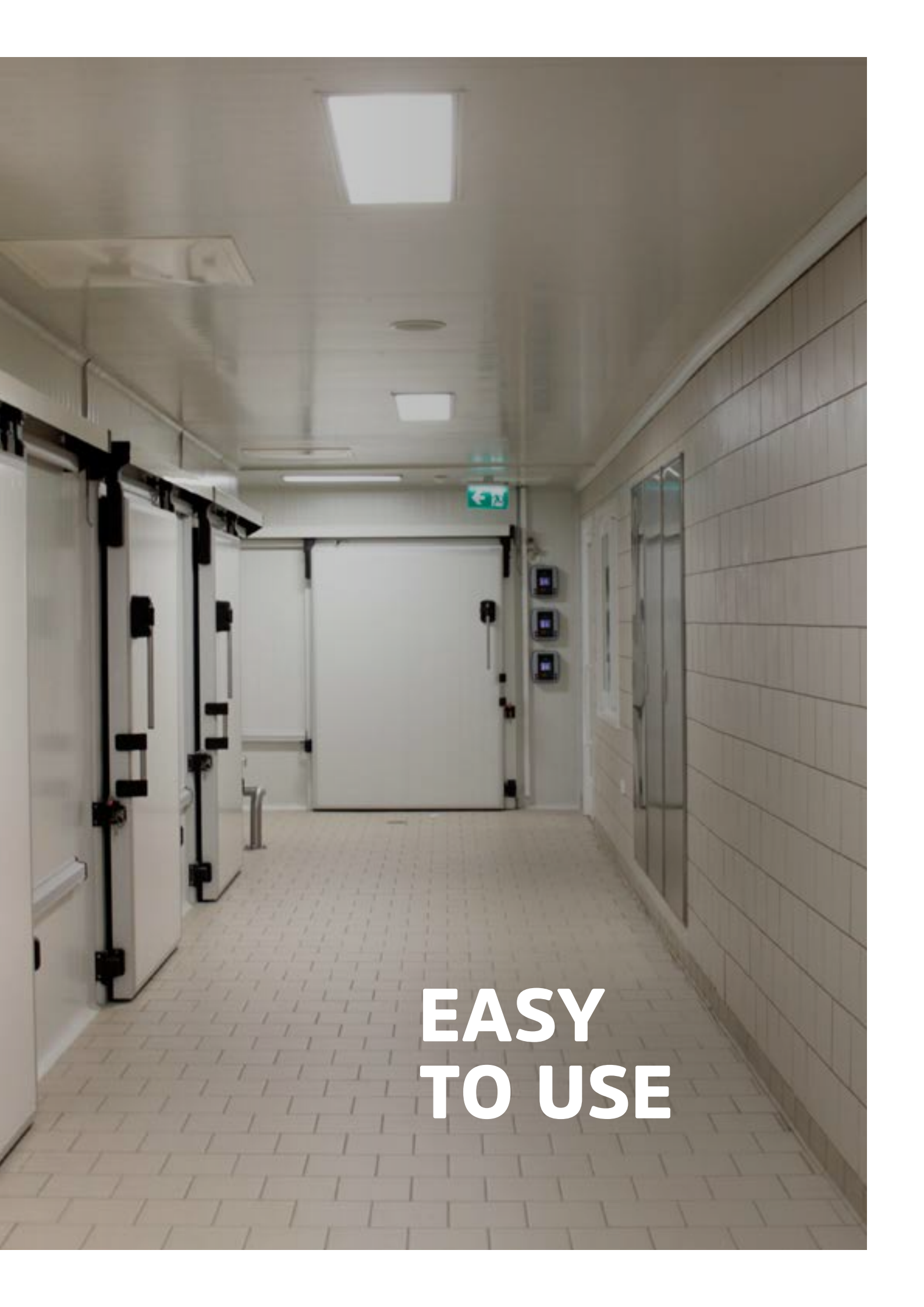
Sliding Door



EASY TO USE

LONG LIFE

PROFESSIONAL CONTROL STRUCTURE



**EASY
TO USE**

Sliding Door (Standart Series)

Application area

Cold rooms, cold stores

Features

U value door leaf in 8 cm: 0.29 W/m².K

U value door leaf in 9 cm: 0.25 W/m².K

U value door leaf in 10 cm: 0.23 W/m².K

Dimensions

Clear width (CW): max. 2.8 m

Clear height (CH): max. 3.0 m

Please enquire concerning further dimensions.

Details of the Cantek cold room sliding door:

Door leaf

Door leaf thickness 80* mm, foamed with PU rigid foam, framed with anodized aluminium.

*Option: 90 mm, 100 mm

Sealing

On three sides with grease-resistant EPDM rubber seal profiles, held in plastic profiles; all sealings can be easily replaced.

Door frame with panel installation

Clamp frame for panel installation. Anodized aluminium case profile is an option with and without threshold; prepared ready to install for the respective panel thickness, with assembly material and installation instructions.

Covering sheet steel design

Door leaf panel is covered with 0.5 mm (with 0.7 mm option), polyester coated (with pvc option) steel (EN10169 DX51D+Z)

Covering stainless steel design

Nickel-chromium steel AISI 304, circular-matted, rolled sheet metal



RAL 3020



RAL 1018 (high gloss)

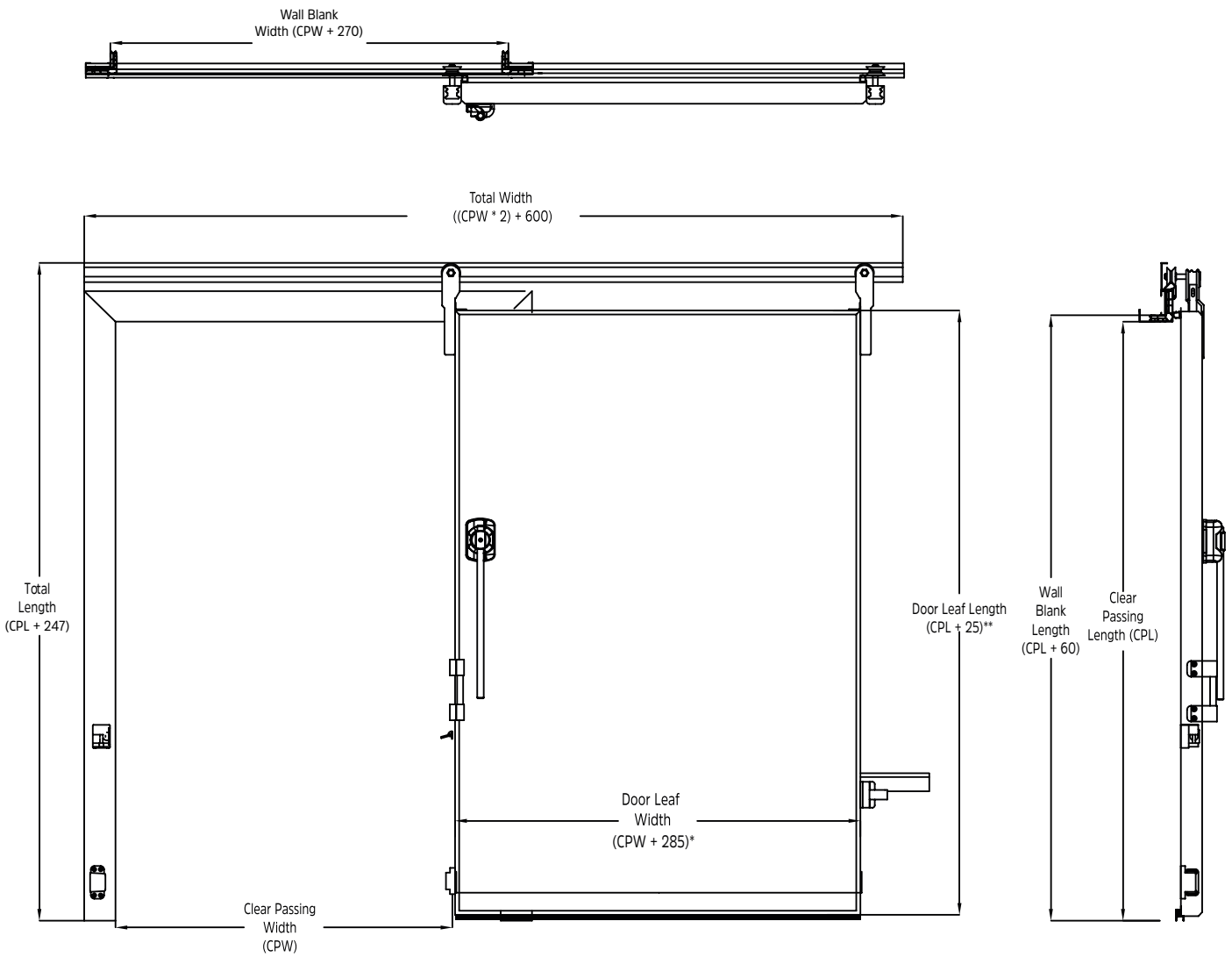


RAL 9002

STANDARD COLOUR CODES

s p e c i f i c a t i o n

















NET WIDTH 100X200...280X300 cm
















* Negative Doors (CPW + 310)

** Negative Doors (CPL + 35)

Sliding Door (Standart Series)

 Climate Room	 Cold Room	DOOR TYPE	
 8	 9	 10	DOOR THICKNESS
 Poly	 PVC	 CrNi	SURFACE MATERIAL
	 PVC	 Al	DOOR FRAME
	 8	 -40	CASE HEATER
	 -18	 -40	THRESHOLD HEATER
		 Silicon Cable	DOOR FRAME HEATER
		 Hot Oil	DOOR STEP HEATER

	Standart	ANODIZED ALUMINIUM	
	Optional	THRESHOLD	
	Optional	LEAF BUMPER	
			DOOR LEAF METAL SHEET THICKNESS
	Standart	LOCK TYPE	
	Optional	CR-NI REINFORCEMENT	
	Wooden Box	PACKING	
	Shrink		
	Palet Truck	TRANSPORTATION	
	Forklift		
	Crane		

Sliding Door (Premium Series)

Application area

Cold rooms, cold stores

Features

U value door leaf in 8 cm: 0.29 W/m².K

U value door leaf in 9 cm: 0.25 W/m².K

U value door leaf in 10 cm: 0.23 W/m².K

Dimensions

Clear width (CW): max. 2.8 m

Clear height (CH): max. 3.0 m

Please enquire concerning further dimensions.

Details of the Cantek cold room sliding door:

Door leaf

Door leaf thickness 80* mm, foamed with PU rigid foam, framed with anodized aluminum

*Option: 90 mm, 100 mm, 120 mm

Sealing

On three sides with grease-resistant EPDM rubber seal profiles, held in plastic profiles; all sealings can be easily replaced

Door frame with panel installation

PVC frame for panel installation, anodized aluminium frame in the design of the door leaf; with and without threshold; prepared ready to install for the respective panel thickness, with assembly material and installation instructions

Covering sheet steel design

Door leaf panel is covered with 0.5 mm (with 0.7 mm option), polyester coated (with pvc, option) steel (EN10169 DX51D+Z)

Covering stainless steel design

Nickel-chromium steel AISI 304, circular-matted, rolled sheet metal



RAL 3020



RAL 1018 (high gloss)

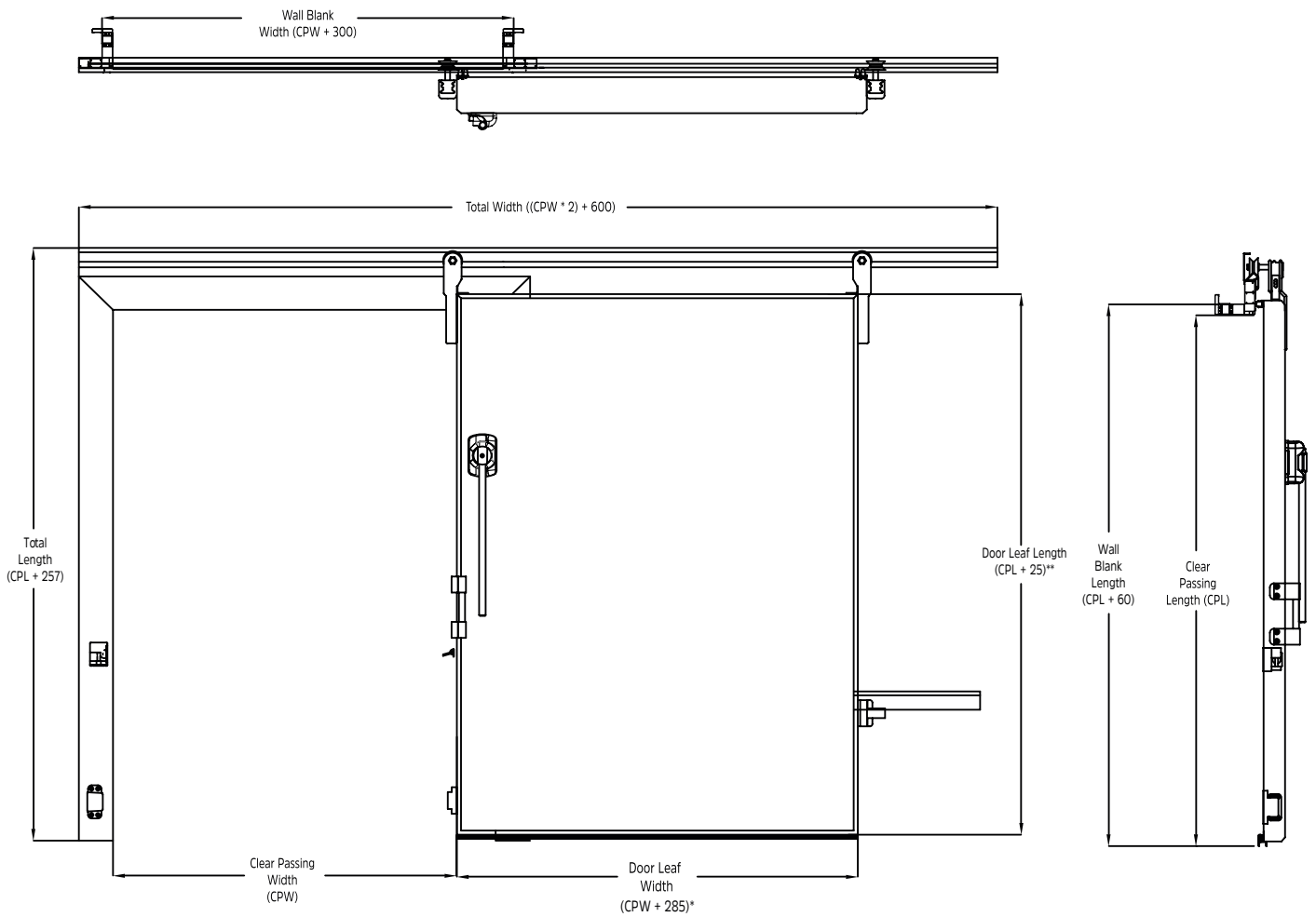


RAL 9002

STANDARD COLOUR CODES

s p e c i f i c a t i o n

NET WIDTH 100X200...280X300 cm



* Negative Doors (NGE + 310)

** Negative Doors (NGB + 35)

Sliding Door (Premium Series)



DOOR TYPE



DOOR THICKNESS



SURFACE MATERIAL



DOOR FRAME



CASE HEATER
















THRESHOLD HEATER



DOOR FRAME HEATER



DOOR STEP HEATER

		Standart	ANODIZED ALUMINIUM
		Standard	THRESHOLD
		Optional	LEAF BUMPER
			DOOR LEAF METAL SHEET THICKNESS
		Standart	LOCK TYPE
		Optional	CR-NI REINFORCEMENT
		Wooden Box	PACKING
		Shrink	
			TRANSPORTATION


Auto Sliding Door



EASY INSTALLATION

LONG LIFE

OBSERVABLE AUTOMATION & SAFETY SENSORS



SAFETY SENSORS

Auto Sliding Door

Application area

Cold rooms, cold stores

Features

U value door leaf in 12 cm: 0.19 W/m².K

Dimensions

Clear width (CW): max. 2.8 m

Clear height (CH): max. 3.0 m

Please enquire concerning further dimensions.

Details of the Cantek cold room automatic sliding door:

Door leaf

Door leaf thickness 120 mm, foamed with PU rigid foam

Sealing

On three sides with grease-resistant EPDM rubber seal profiles, held in plastic profiles; all sealings can be easily replaced

Door frame with panel installation

Anodized aluminum door leaf frame, with and without threshold; prepared ready to install for the respective panel thickness, with assembly material and installation instructions

Covering sheet steel design

Door leaf panel is covered with 0.5 mm (with 0.7 mm option), polyester coated (with pvc option) steel (EN10169 DX51D+Z)

Covering stainless steel design

Nickel-chromium steel AISI 304, circular-matted, rolled sheet metal

Power & Transmission

0.55 kw 220 V Triphase electrical motor with encoder, high strength and adjustable belt and pulley system

Safety sensors

Two limit sensors for opening and closing on rail, mechanical impact switch for closing, photoelectric safety sensors for closing.



RAL 3020



RAL 1018 (high gloss)

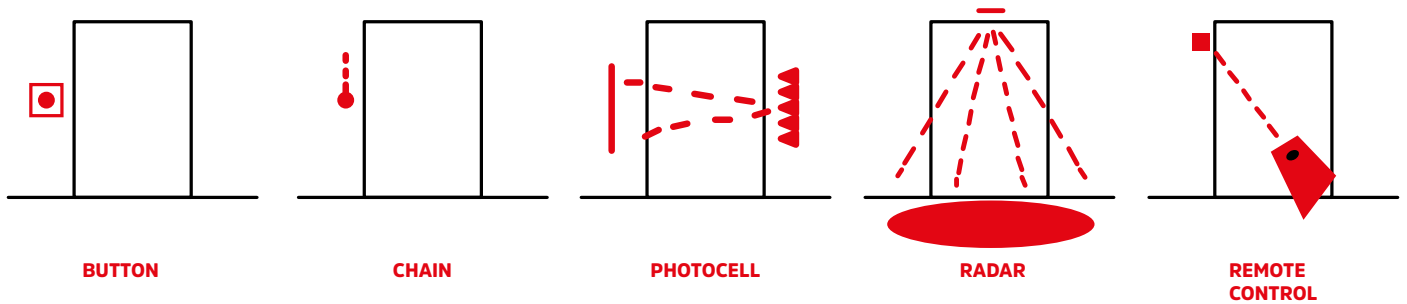
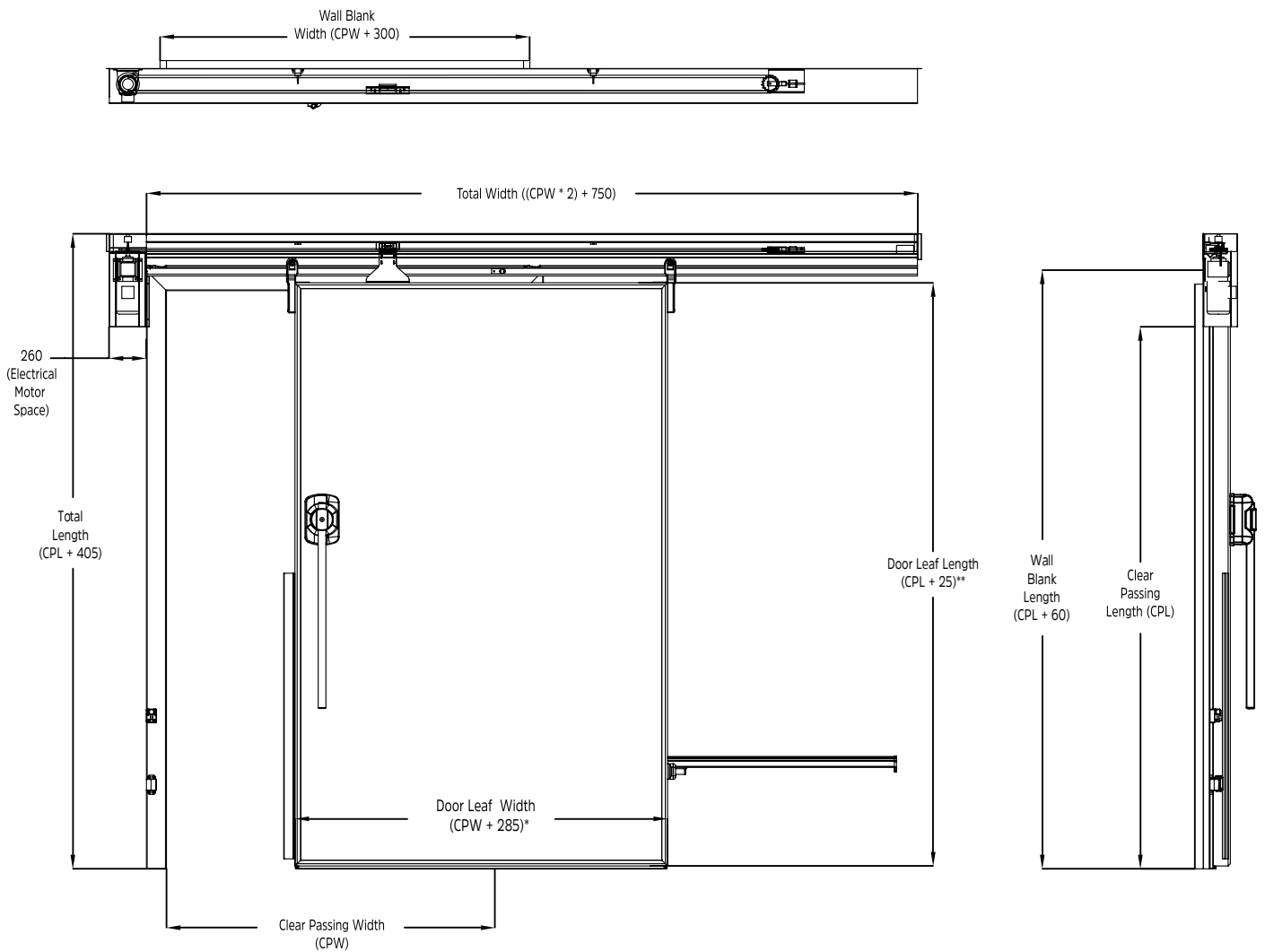


RAL 9002















STANDARD COLOUR CODES















s p e c i f i c a t i o n

NET WIDTH 100X200...280X300 cm

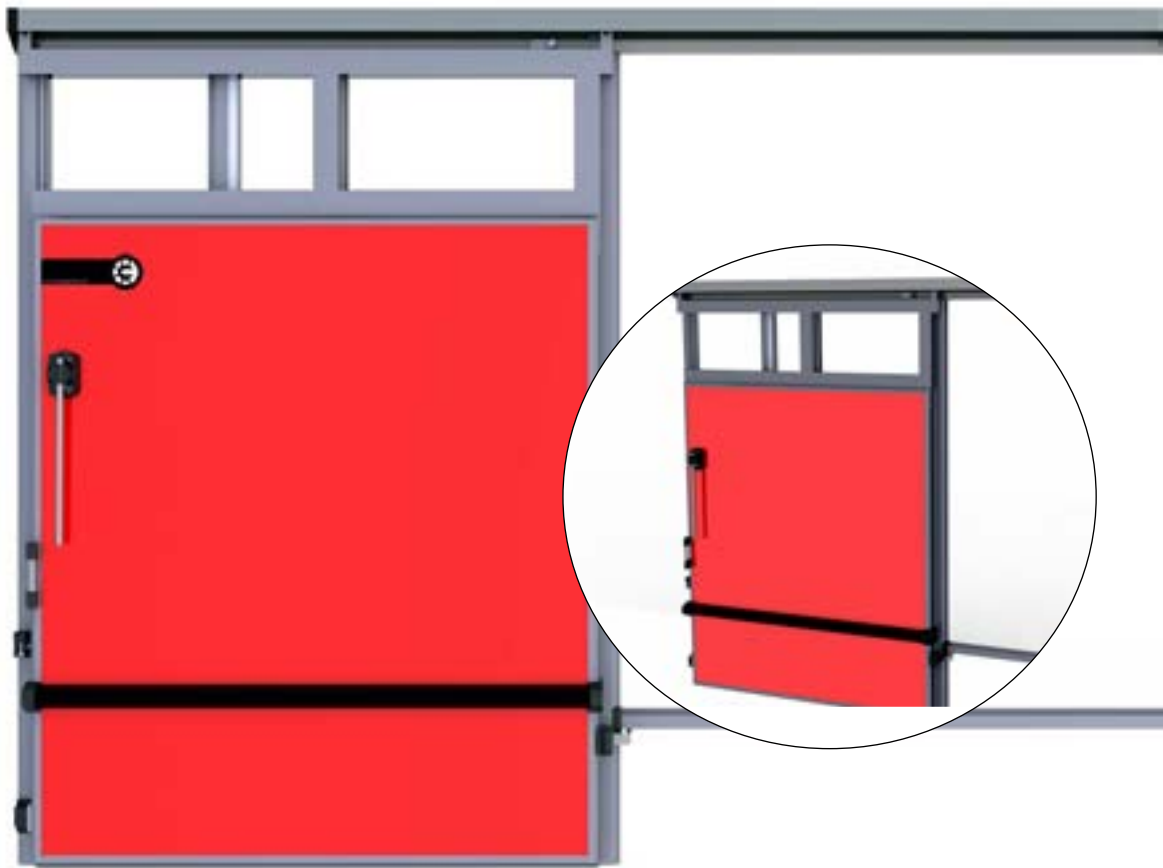


Auto Sliding Door

 Climate Room	 Cold Room	DOOR TYPE	
	 12	DOOR THICKNESS	
 Poly	 PVC	 CrNi	SURFACE MATERIAL
	 PVC	 Al	DOOR FRAME
	 8	 -40	CASE HEATER
	 -18	 -40	THRESHOLD HEATER
	 Silicon Cable	DOOR FRAME HEATER	
	 Hot Oil	DOOR STEP HEATER	

		Standart	ANODIZED ALUMINIUM
		Optional	THRESHOLD
		Optional	LEAF BUMPER
			DOOR LEAF METAL SHEET THICKNESS
		Standart	LOCK TYPE
		Optional	ELECTRICAL LOCK
		Optional	CR-NI REINFORCEMENT
		Wooden Box	PACKING
		Shrink	
			TRANSPORTATION

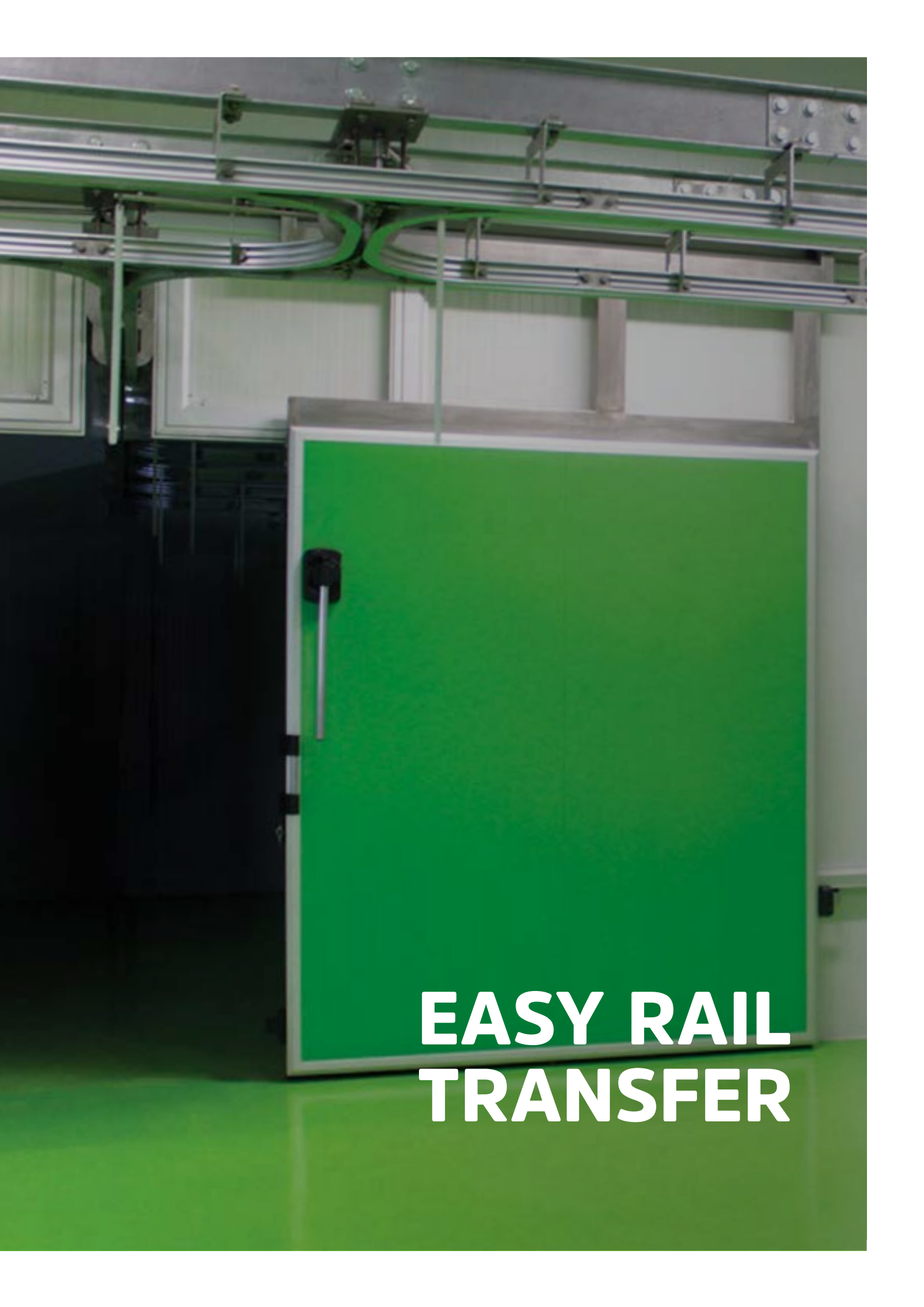
Monorail Pass Sliding Door



HEAVY DUTY CONSTRUCTION

LONG LIFE

PROFESSIONAL CONTROL STRUCTURE



EASY RAIL TRANSFER

Monorail Pass Sliding Door

Application area

Cold rooms, cold stores, cold cells up to 0 C

Features

U value door leaf in 8 cm: 0.29 W/m².K

U value door leaf in 9 cm: 0.25 W/m².K

U value door leaf in 10 cm: 0.23 W/m².K

Dimensions

Clear width (CW): max. 2.8 m

Clear height (CH): max. 3.0 m

Please enquire concerning further dimensions.

Details of the Cantek cold room sliding door:

Door leaf

Door leaf thickness 80* mm, foamed with PU rigid foam, framed with anodized aluminum

*Option: 90 mm, 100 mm

Sealing

On three sides with grease-resistant EPDM rubber seal profiles, held in plastic profiles; all sealings can be easily replaced.

Door frame with panel installation

Anodized aluminum door leaf frame, with and without threshold; prepared ready to install for the respective panel thickness, with assembly material and installation instructions.

Covering sheet steel design

Door leaf panel is covered with 0.5 mm (with 0.7 mm option), polyester coated (with pvc option) steel (EN10169 DX51D+Z)

Covering stainless steel design

Nickel-chromium steel AISI 304, circular-matted, rolled sheet metal

Rail System

All monorail parts are made from AISI 304 profiles



RAL 3020



RAL 1018 (high gloss)

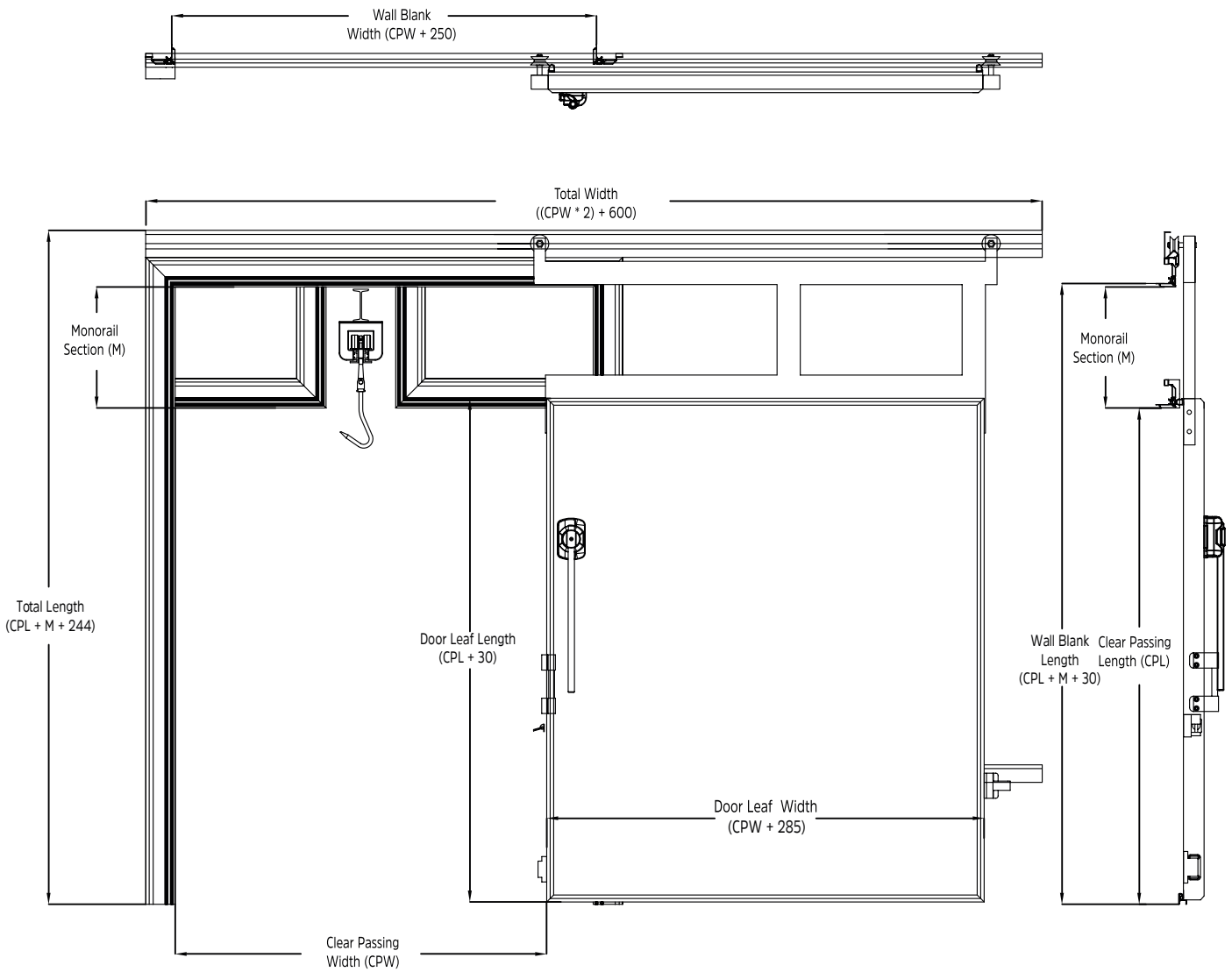


RAL 9002

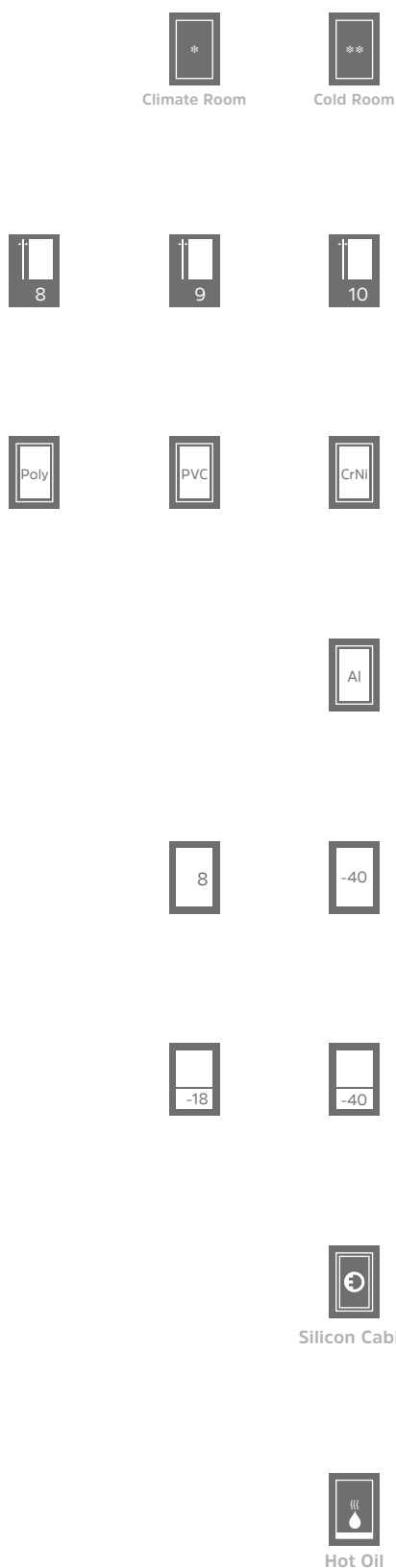
STANDARD COLOUR CODES

s p e c i f i c a t i o n

NET WIDTH 100X200...280X300 cm



Monorail Pass Sliding Door



DOOR TYPE

DOOR THICKNESS

SURFACE MATERIAL














DOOR FRAME

CASE HEATER

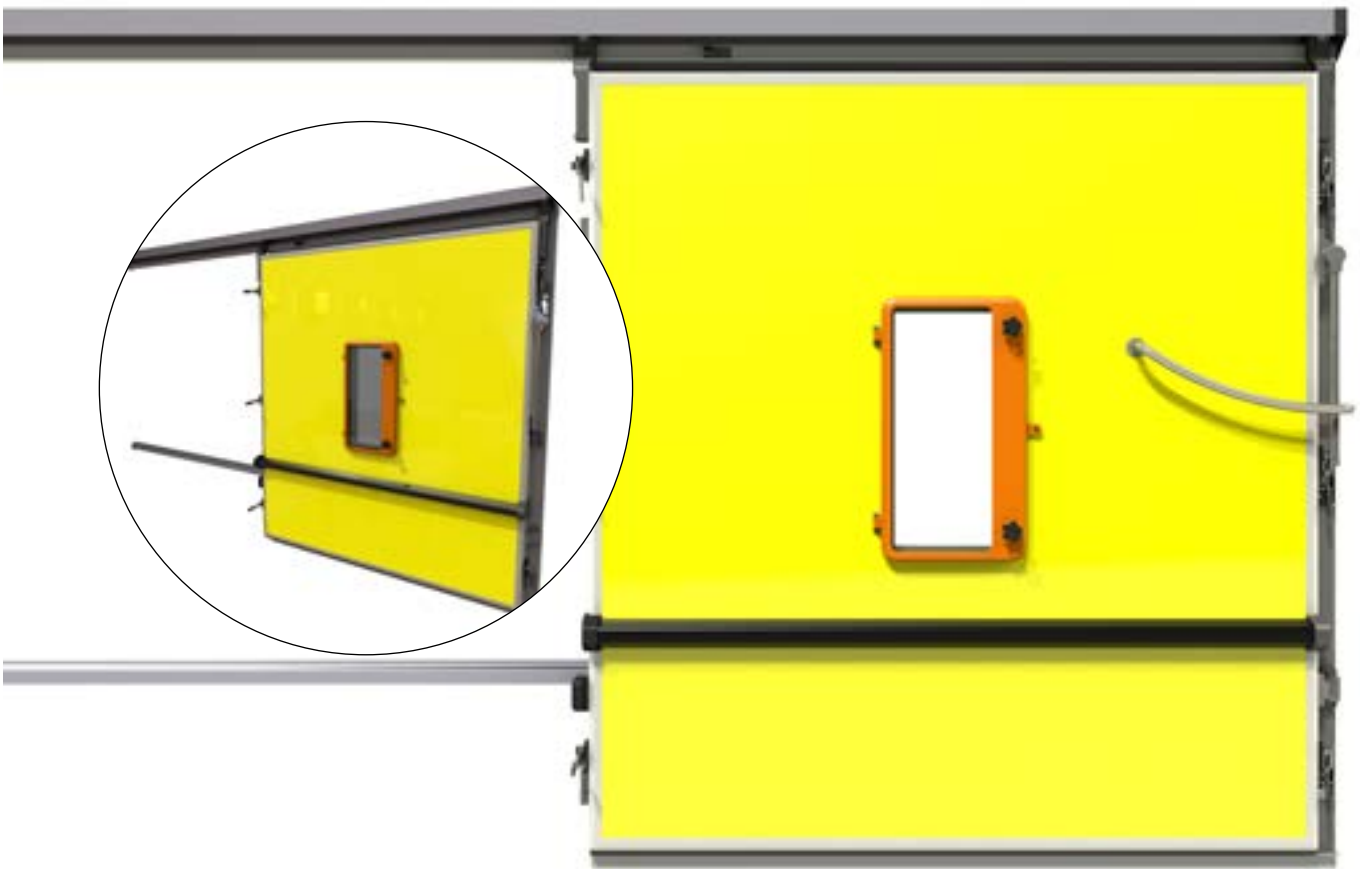
THRESHOLD HEATER

DOOR FRAME HEATER

DOOR STEP HEATER

					ANODIZED ALUMINIUM
					THRESHOLD
					LEAF BUMPER
					DOOR LEAF METAL SHEET THICKNESS
					
					LOCK TYPE
					CR-NI REINFORCEMENT
					PACKING
					TRANSPORTATION

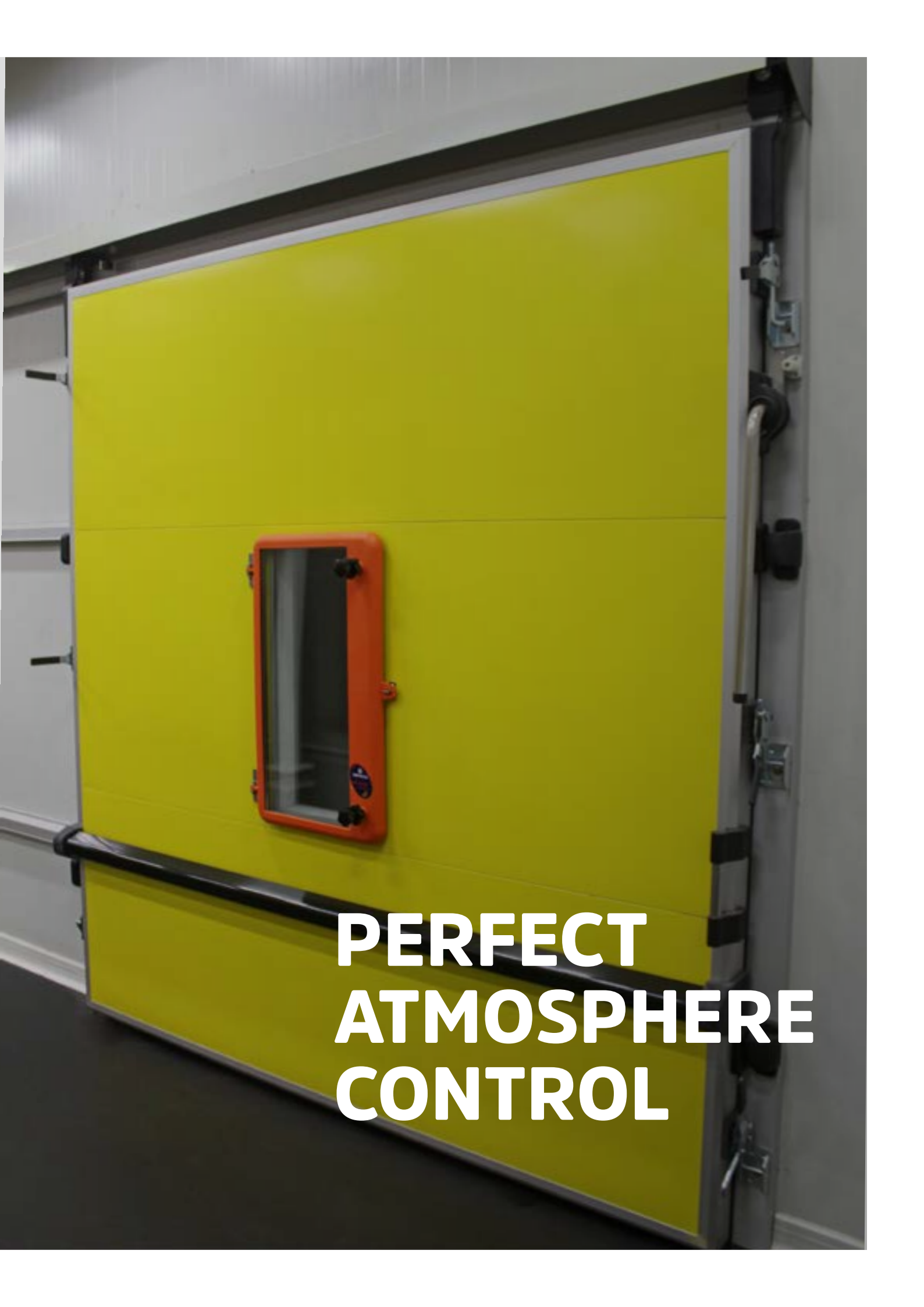
Controlled Atmosphere Sliding Door



EXCELENT TIGHTNESS FOR PRESSURE

LONG LIFE

PROFESSIONAL CONTROL STRUCTURE



**PERFECT
ATMOSPHERE
CONTROL**

Controlled Atmosphere Sliding Door

Application area

Cold rooms, cold stores

Features

U value door leaf in 9 cm: 0.25 W/m².K

Dimensions

Clear width (CW): max. 2.8 m

Clear height (CH): max. 3.0 m

Please enquire concerning further dimensions.

Details of the Cantek cold room sliding door:

Door leaf

Door leaf thickness 90 mm, foamed with PU rigid foam, framed with anodized aluminum

Sealing

On three rubber semi-hard foam seal profiles, EPDM rubber (easy to replace) profile for threshold sealing, extra compression locks for sealing on the side

Door frame and door leaf

PVC door frame, anodized aluminum door leaf frame, with and without threshold; prepared ready to install for the respective panel thickness, with assembly material and installation instructions

Covering sheet steel design

Door leaf panel is covered with 0.7 mm, polyester coated (with pvc option) steel (EN10169 DX51D+Z)

Covering stainless steel design

Nickel-chromium steel AISI 304, circular-matted, rolled sheet metal

Window

Specially designed 44x74 cm windows for specimens



RAL 3020



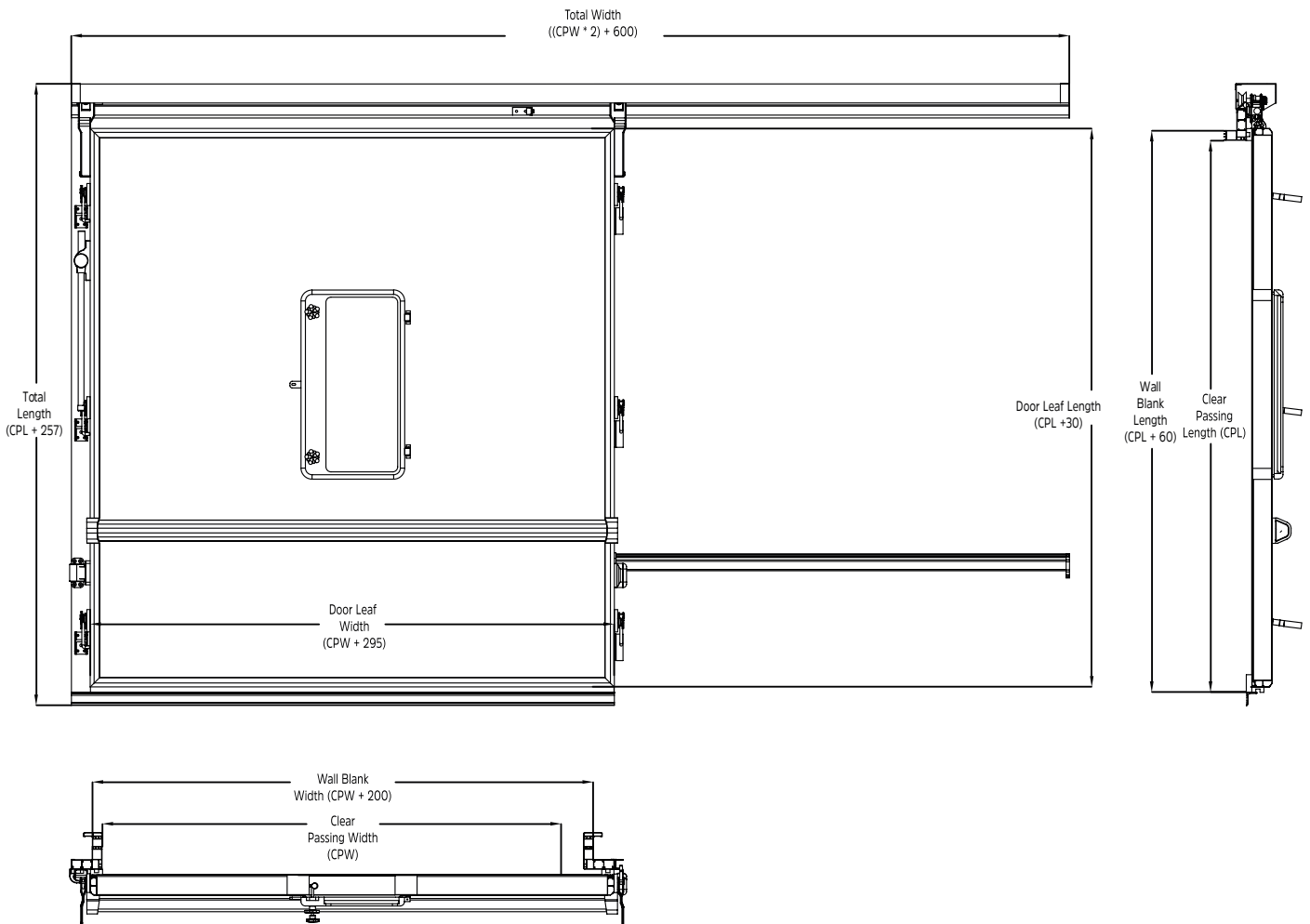
RAL 1018 (high gloss)
















RAL 9002















STANDARD COLOUR CODES

NET WIDTH 100X200...280X300 cm

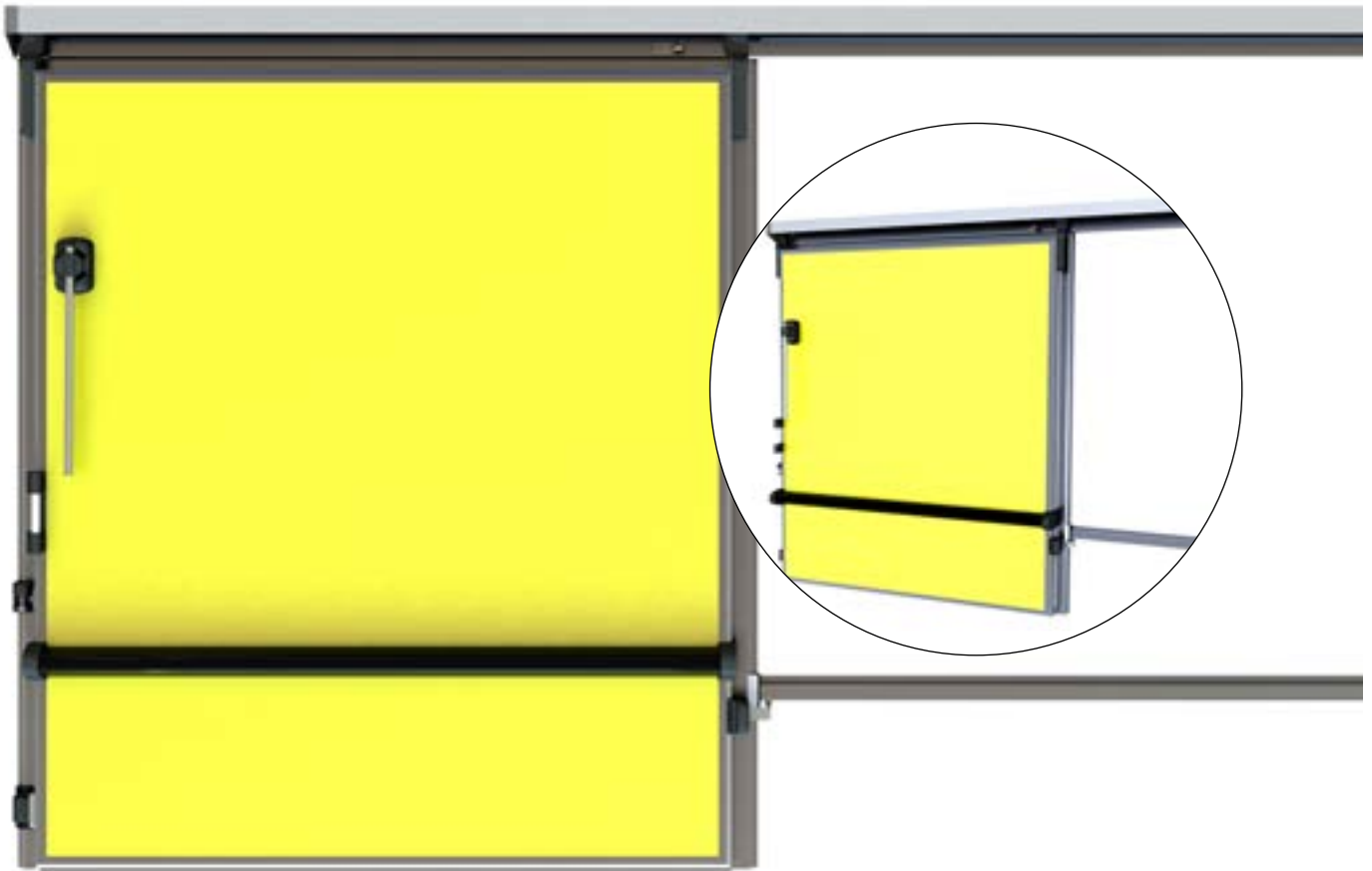


Controlled Atmosphere Sliding Door

 Climate Room	 Cold Room	DOOR TYPE	
	 9	DOOR THICKNESS	
 Poly	 PVC	 CrNi	SURFACE MATERIAL
	 Al	DOOR FRAME	
	 8	 -40	CASE HEATER
	 -18	 -40	THRESHOLD HEATER
	 Silicon Cable	DOOR FRAME HEATER	
	 Hot Oil	DOOR STEP HEATER	

		Standart	ANODIZED ALUMINIUM
		Optional	THRESHOLD
		Optional	LEAF BUMPER
			DOOR LEAF METAL SHEET THICKNESS
		Standart	LOCK TYPE
		Standart	TIGHTENER MECHANISIMS
		Optional	CR-NI REINFORCEMENT
		Wooden Box	PACKING
		Shrink	
			TRANSPORTATION

Blast Freezer Door (Sliding Series)



EXCELLENT FREEZING

LONG LIFE

PROFESSIONAL CONTROL STRUCTURE



**EXCELLENT
FREEZING**

Blast Freezer Door (Sliding Series)

Application area

Deepfreeze rooms, quick-freezing rooms

Features

U value door leaf in 15 cm: 0.15 W/m².K

Dimensions

Clear width (CW): max. 2.8 m

Clear height (CH): max. 3.0 m

Please enquire concerning further dimensions.

Details of the Cantek cold room sliding door:

Door leaf

Door leaf thickness 150 mm, foamed with PU rigid foam, framed with anodized aluminum

Sealing

On three sides and threshold with grease-resistant EPDM rubber double-sided seal profiles, held in plastic profiles; all sealings can be easily replaced

Door frame with panel installation

PVC frame for panel, anodized aluminum in the design of the door leaf; with stainless steel threshold; prepared ready to install for the respective panel thickness, with assembly material and installation instructions

Covering sheet steel design

Door leaf panel is covered with 0.5 mm (with 0.7 mm option), polyester coated (with pvc, option) steel (EN10169 DX51D+Z)

Covering stainless steel design

Nickel-chromium steel AISI 304, circular-matted, rolled sheet metal



RAL 3020



RAL 1018 (high gloss)

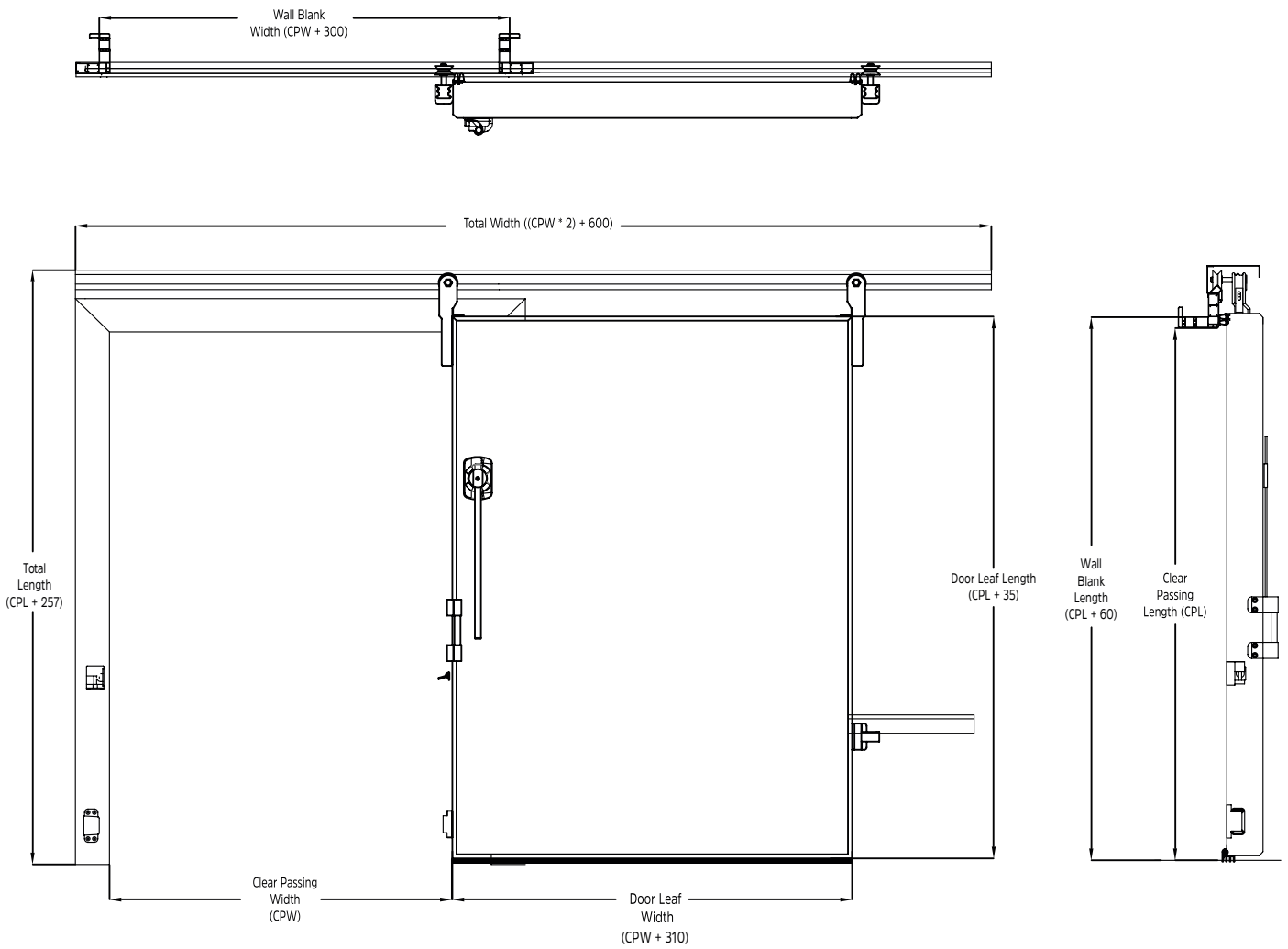


RAL 9002

STANDARD COLOUR CODES

s p e c i f i c a t i o n

NET WIDTH 100X200...280X300 cm



Blast Freezer Door (Sliding Series)



DOOR TYPE



DOOR THICKNESS



SURFACE MATERIAL



DOOR FRAME



CASE HEATER
















THRESHOLD HEATER



DOOR FRAME HEATER



DOOR STEP HEATER

		Standart	ANODIZED ALUMINIUM
		Optional	THRESHOLD
		Optional	LEAF BUMPER
			DOOR LEAF METAL SHEET THICKNESS
		Standart	LOCK TYPE
		Optional	CR-NI REINFORCEMENT
		Wooden Box	PACKING
		Shrink	
			TRANSPORTATION

Industrial Storage Type Sliding Door (For Onion and Potato)



FLEXIBLE USING

HIGH EFFICIENCY USING AREA

PROFESSIONAL CONTROL STRUCTURE



**FLEXIBLE
USING**

Industrial Storage Type Sliding Door (For Onion and Potato)

Application area

Climate rooms

Features

U value door leaf in 8 cm: 0.29 W/m².K

Dimensions

Clear width (CW): max 3.5 m

Clear height (CH): max 5 m

Please enquire concerning further dimensions.

Details of the Cantek cold room sliding door:

Door leaf

Door Leaf Thickness 80 mm foamed with PU rigid foam, framed with anodized aluminium.

Sealing

Special EPDM Rubber profile design for variable clear passing movement.

Door frame with panel installation

Anodized aluminum frame for door leafs, easy to change door leaf panel.

Covering sheet steel design

Door leaf panel is covered with 0.5 mm (with 0.7 mm option), polyester coated (with pvc option) steel (EN10169 DX51D+Z)

Covering stainless steel design

Nickel-chromium steel AISI 304, circular-matted, rolled sheet metal



RAL 3020



RAL 1018 (high gloss)

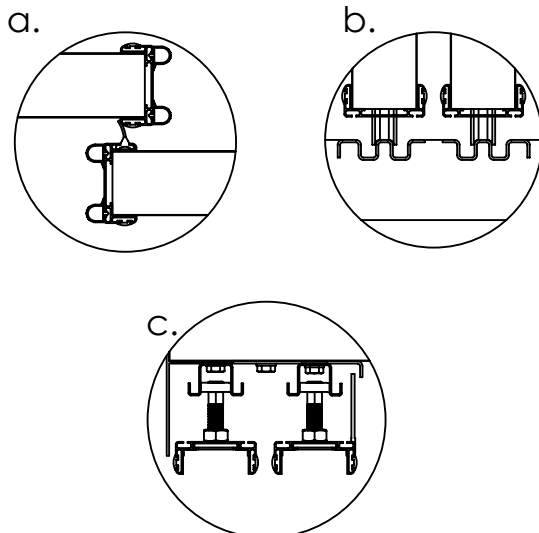
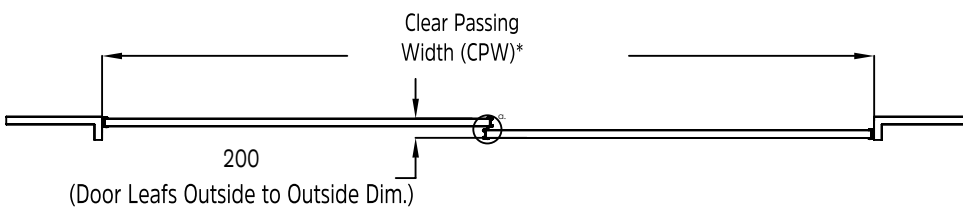
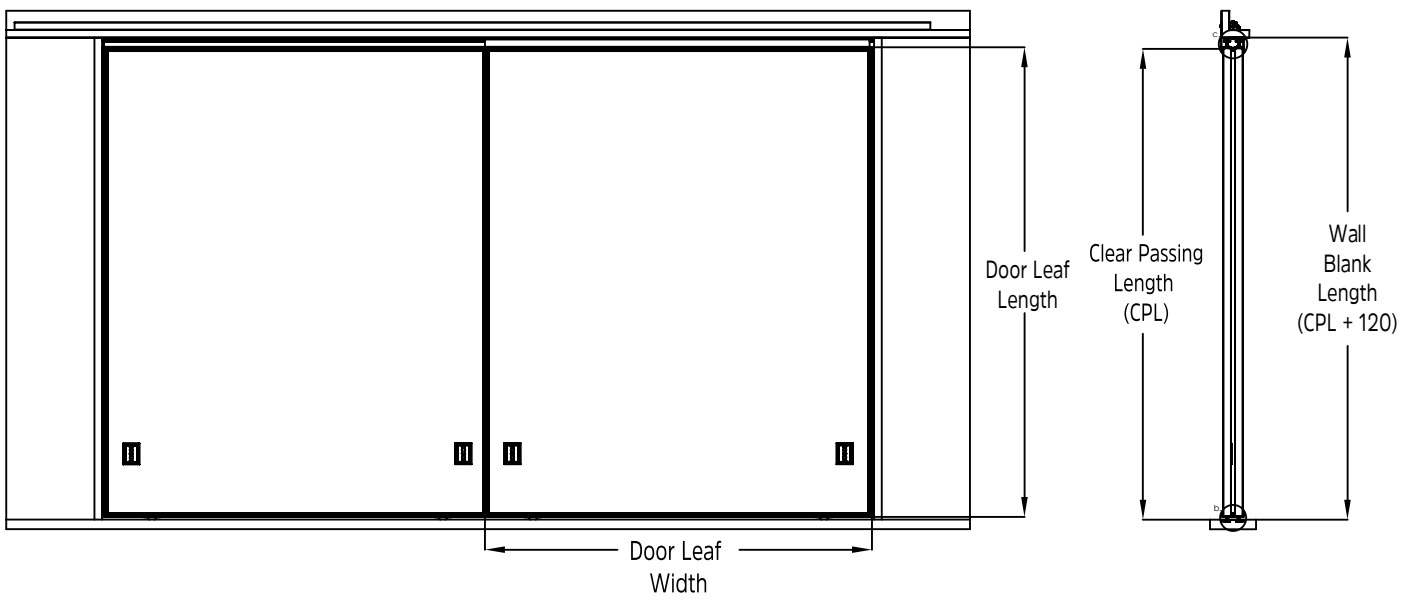


RAL 9002

STANDARD COLOUR CODES

s p e c i f i c a t i o n


















NET WIDTH 150X300....350X500 cm



Note: Door Leaf Quantity is Minimum 2

Industrial Storage Type Sliding Door

(For Onion and Potato)

 Climate Room		DOOR TYPE	
 8		DOOR THICKNESS	
 Poly	 PVC	 CrNi	SURFACE MATERIAL
	 E		ANODIZED ALUMINIUM
		 Sheet Metal	DOOR FRAME
 0.7	 0.6	 0.5	DOOR LEAF METAL SHEET THICKNESS
		 Standart	LOCK TYPE
		 Optional	CR-NI REINFORCEMENT
	 Wooden Box	 Shrink	PACKING
 Palet Truck	 Forklift	 Crane	TRANSPORTATION






R&D
ROOM 7





HINGED DOORS

Hinged Door



HIGH ISOLATION QUALITY

LONG LIFE

HIGH OPPORTUNITY ELEMENTS



**HIGH
ISOLATION
QUALITY**

Hinged Door (Standart Series)

Application area

Cold rooms, cold stores,

Features

U value door leaf in 8 cm: 0.29 W/m².K

U value door leaf in 9 cm: 0.25 W/m².K

U value door leaf in 10 cm: 0.23 W/m².K

Dimensions

Clear width (CW): max. 1.15 m

Clear height (CH): max. 2.2 m

Please enquire concerning further dimensions.

Details of the Cantek cold room hinged door:

Door leaf

Door leaf thickness 80* mm, foamed with PU rigid foam, framed with anodized aluminum

*Option: 90 mm, 100 mm

Sealing

On three sides with grease-resistant EPDM rubber seal profiles, held in plastic profiles; all sealings can be easily replaced

Door frame and accessories

PVC frame for door, anodized aluminum in the design of the door leaf; with and without threshold; prepared ready to install for the respective panel thickness, with assembly material and installation instructions

Covering sheet steel design

Door leaf panel is covered with 0.5 mm (with 0.7 mm option), polyester coated (with pvc option) steel (EN10169 DX51D+Z)

Covering stainless steel design

Nickel-chromium steel AISI 304, circular-matted, rolled sheet metal



RAL 3020



RAL 1018 (high gloss)

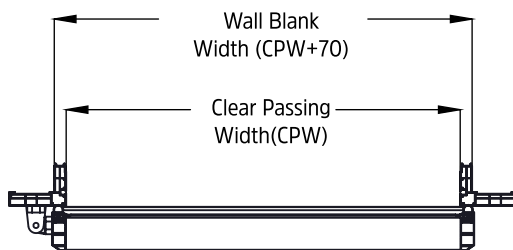
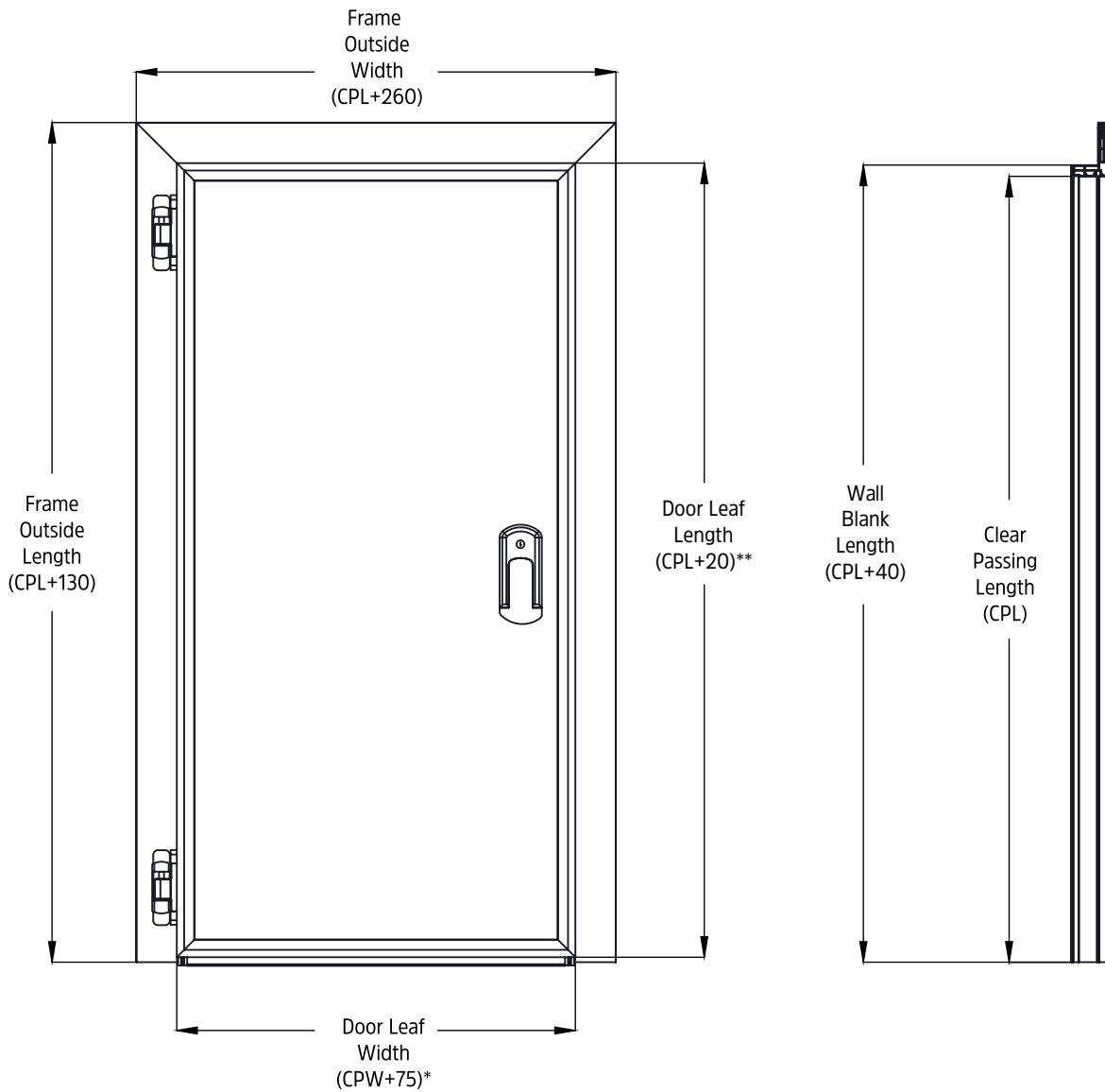


RAL 9002

STANDARD COLOUR CODES

s p e c i f i c a t i o n

NET WIDTH 70X170...115X220 cm



*Negative doors (CPW+110)

**Negative doors (CPL+40)

Hinged Door (Standart Series)



DOOR TYPE




DOOR THICKNESS



SURFACE MATERIAL



DOOR FRAME



CASE HEATER
















THRESHOLD HEATER



DOOR FRAME HEATER



DOOR STEP HEATER

		Standart	ANODIZED ALUMINIUM
		Standard	THRESHOLD
		Optional	LEAF BUMPER
			DOOR LEAF METAL SHEET THICKNESS
		Standart	LOCK TYPE
		Optional	CR-NI REINFORCEMENT
		Wooden Box	PACKING
		Shrink	
			TRANSPORTATION

Hinged Door (Premium Series)

Application area

Cold rooms, cold stores

U value door leaf in 8 cm: 0.29 W/m².K

U value door leaf in 9 cm: 0.25 W/m².K

U value door leaf in 10 cm: 0.23 W/m².K

Dimensions

Clear width (CW): max. 1.15 m

Clear height (CH): max. 2.2 m

Please enquire concerning further dimensions.

Details of the Cantek cold room hinged door:

Door leaf

Door leaf thickness 80* mm, foamed with PU rigid foam, framed with anodized aluminum

*Option: 90 mm, 100 mm

Sealing

On three sides and threshold with grease-resistant EPDM rubber seal profiles, held in plastic profiles; all sealings can be easily replaced

Door frame and accessories

Anodized aluminum frame for door, anodized aluminium in the design of the door leaf; with threshold; prepared ready to install for the respective panel thickness, with assembly material and installation instructions

Covering sheet steel design

Door leaf panel is covered with 0.5 mm (with 0.7 mm option), polyester coated (with pvc option) steel (EN10169 DX51D+Z)

Covering stainless steel design

Nickel-chromium steel AISI 304, circular-matted, rolled sheet metal



RAL 3020



RAL 1018 (high gloss)

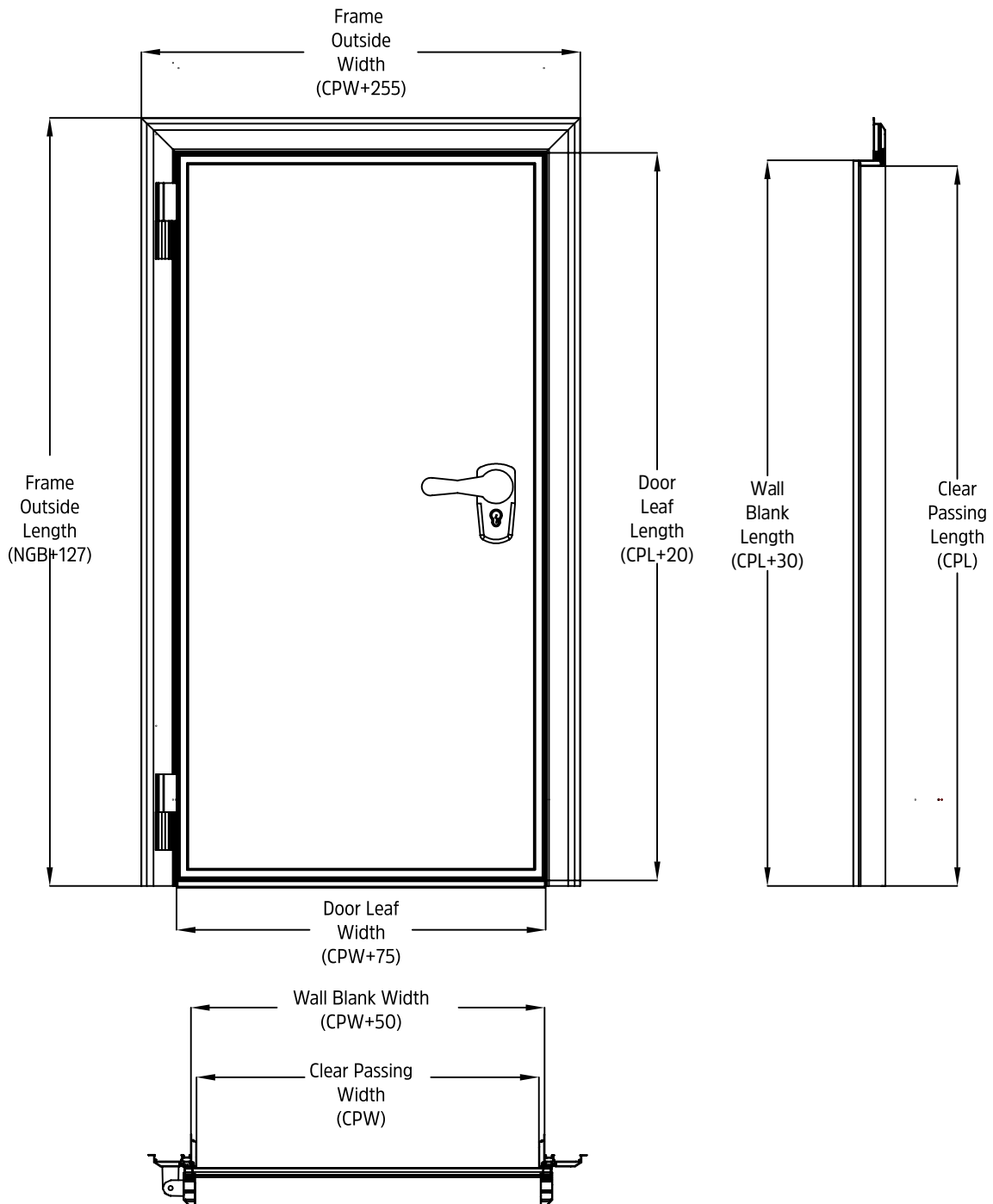


RAL 9002

STANDARD COLOUR CODES

s p e c i f i c a t i o n

NET WIDTH 70X170...115X220 cm



Hinged Door (Premium Series)



DOOR TYPE



DOOR THICKNESS



SURFACE MATERIAL



DOOR FRAME



CASE HEATER



THRESHOLD HEATER
















DOOR FRAME HEATER


Silicon Cable



DOOR STEP HEATER

		Standart	ANODIZED ALUMINIUM
		Standard	THRESHOLD
		Optional	LEAF BUMPER
			DOOR LEAF METAL SHEET THICKNESS
		Standart	LOCK TYPE
		Optional	CR-NI REINFORCEMENT
		Wooden Box	PACKING
		Shrink	
			TRANSPORTATION

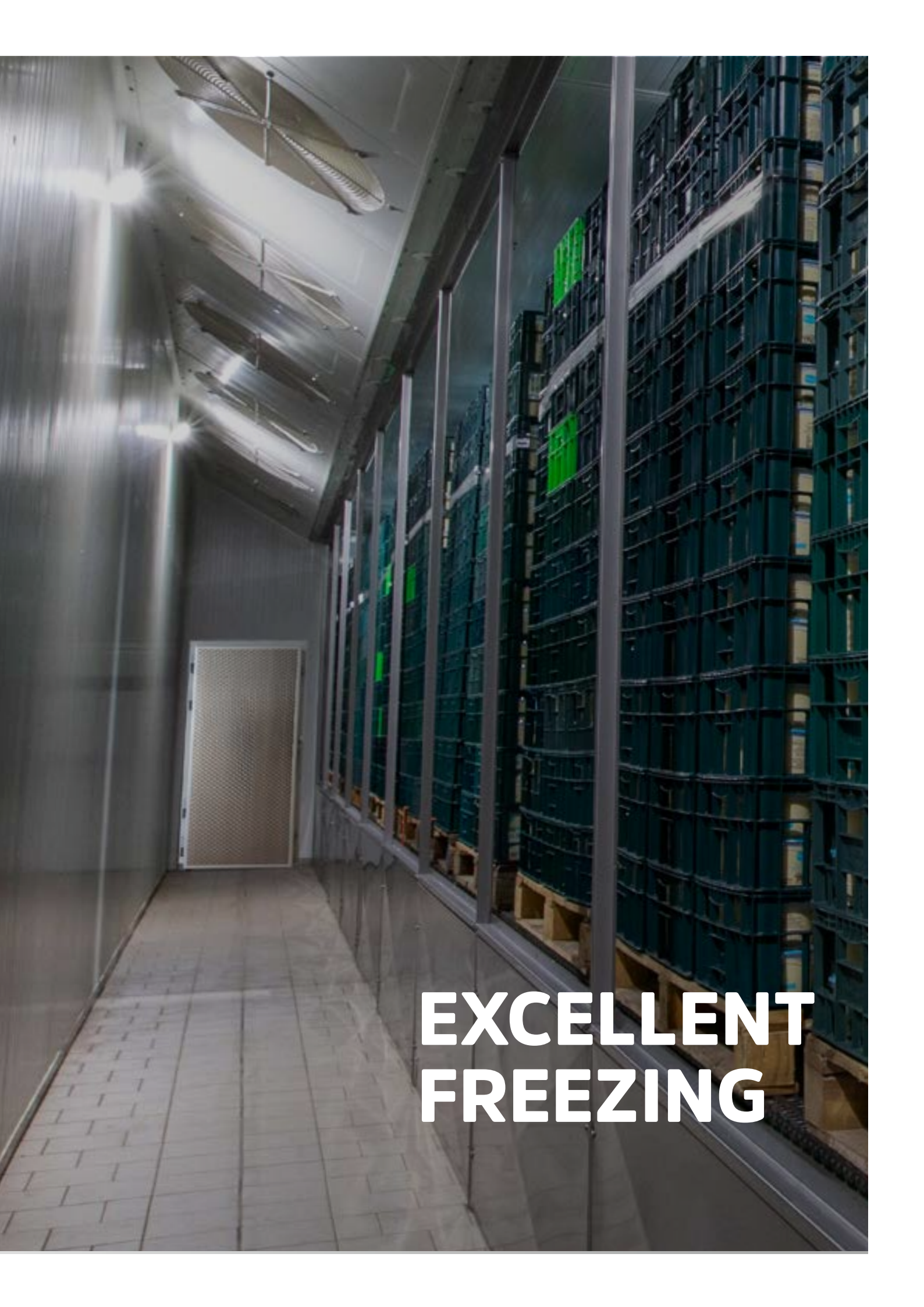
Blast Freezer Door (Standart Series)



EXCELLENT FREEZING

LONG LIFE

PROFESSIONAL CONTROL STRUCTURE



**EXCELLENT
FREEZING**

Blast Freezer Door (Standart Series)

Application area

Deepfreeze rooms, quick-freezing rooms

Features

U value door leaf in 15 cm: 0.15 W/m².K

Dimensions

Clear width (CW): max. 1.15 m

Clear height (CH): max. 2.20 m

Please enquire concerning further dimensions.

Details of the Cantek cold room hinged door:

Door leaf

Door leaf thickness 150 mm, foamed with PU rigid foam, framed with anodized aluminum

Sealing

On three sides and threshold with grease-resistant EPDM rubber double-sided seal profiles, held in plastic profiles; all sealings can be easily replaced

Door frame with panel installation

PVC frame for panel, anodized aluminum in the design of the door leaf; with stainless steel threshold; prepared ready to install for the respective panel thickness, with assembly material and installation instructions

Covering sheet steel design

Door leaf panel is covered with 0.5 mm (with 0.7 mm option), polyester coated (with pvc option) steel (EN10169 DX51D+Z)

Covering stainless steel design

Nickel-chromium steel AISI 304, circular-matted



RAL 3020



RAL 1018 (high gloss)

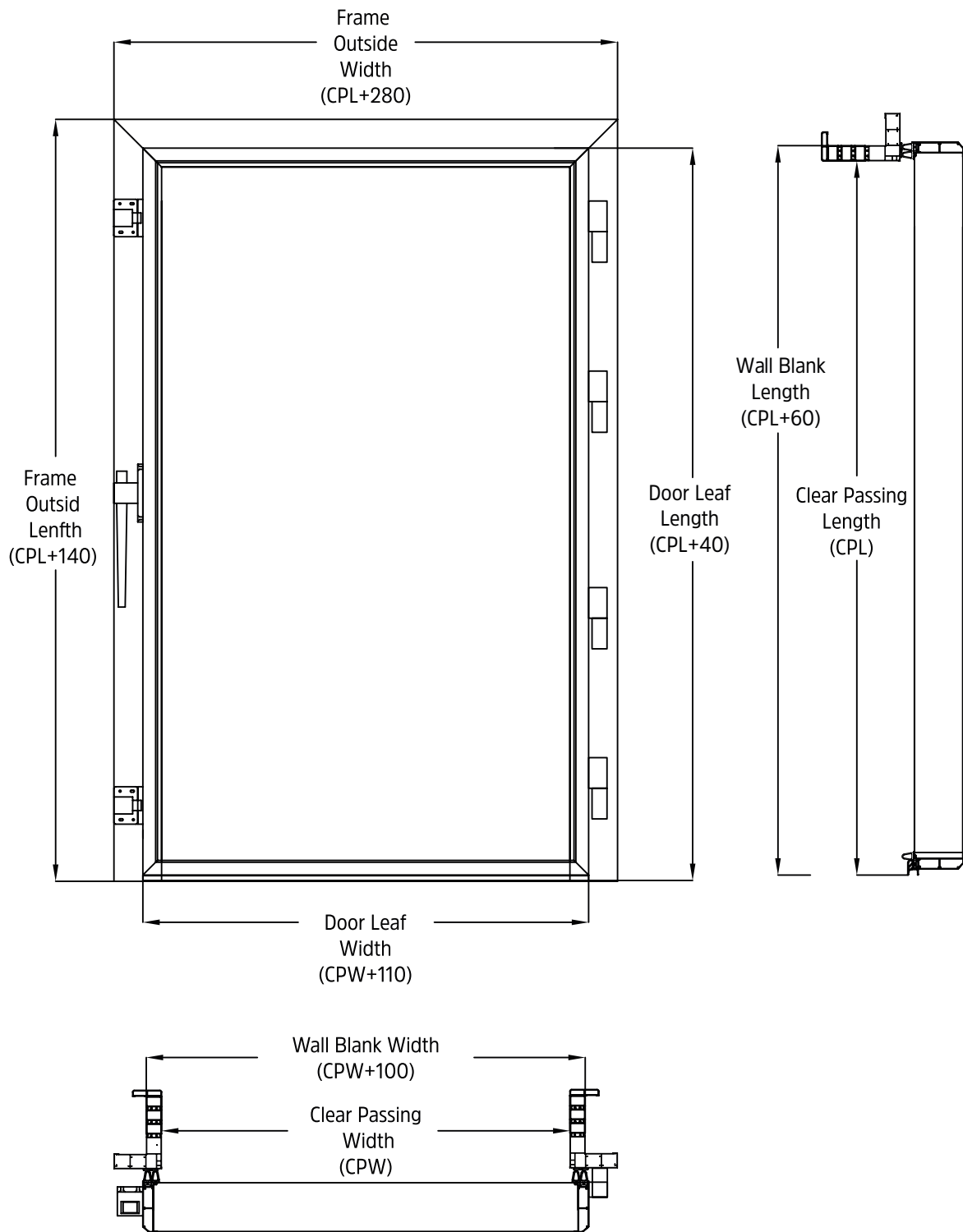


RAL 9002

STANDARD COLOUR CODES

s p e c i f i c a t i o n

NET WIDTH 70X170...115X220 cm



Blast Freezer Door (Standart Series)



DOOR TYPE



DOOR THICKNESS



SURFACE MATERIAL



DOOR FRAME



CASE HEATER



THRESHOLD HEATER
















DOOR FRAME HEATER

Silicon Cable



DOOR STEP HEATER

		Standart	ANODIZED ALUMINIUM
		Optional	THRESHOLD
		Optional	LEAF BUMPER
			DOOR LEAF METAL SHEET THICKNESS
		Standart	LOCK TYPE
		Optional	CR-NI REINFORCEMENT
		Wooden Box	PACKING
		Shrink	
			TRANSPORTATION

Flush Door



EXCELLENT FITNESS

FLAT AREA

HIGH QUALITY



**EXCELLENT
FITNESS**

Flush Door

Application area

Cold rooms, cold stores

Features

U value door leaf in 8 cm: 0.29 W/m².K

U value door leaf in 10 cm: 0.23 W/m².K

U value door leaf in 12 cm: 0.19 W/m².K

Dimensions

Clear width (CW): max. 1.0 m

Clear height (CH): max. 2.2 m

Please enquire concerning further dimensions.

Details of the Cantek cold room hinged door:

Door leaf

Door leaf thickness available in 80-100-120 mm dimensions , foamed with PU rigid foam, door leaf flat to panel surface thanks to its special design

Sealing

On three sides and threshold with grease-resistant EPDM rubber seal profiles, held in plastic profiles; all sealings can be easily replaced

Door frame with panel installation

PVC and anodized aluminum hybrid frame for panel, sheet metal in the design of the door leaf; with or without stainless steel threshold; prepared ready to install for the respective panel thickness, with assembly material and installation instructions

Covering sheet steel design

Door leaf panel is covered with 0.5 mm (with 0.7 mm option), polyester coated (with pvc option) steel (EN10169 DX51D+Z)

Covering stainless steel design

Nickel-chromium steel AISI 304, circular-matted

Door hardware

With ramp-spring type hinge for door leaf, lockable external door fastener, inside release push-button internal fastener



RAL 3020



RAL 1018 (high gloss)

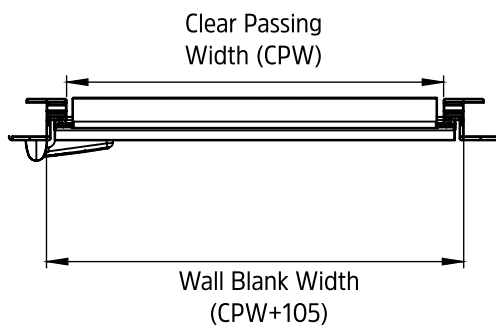
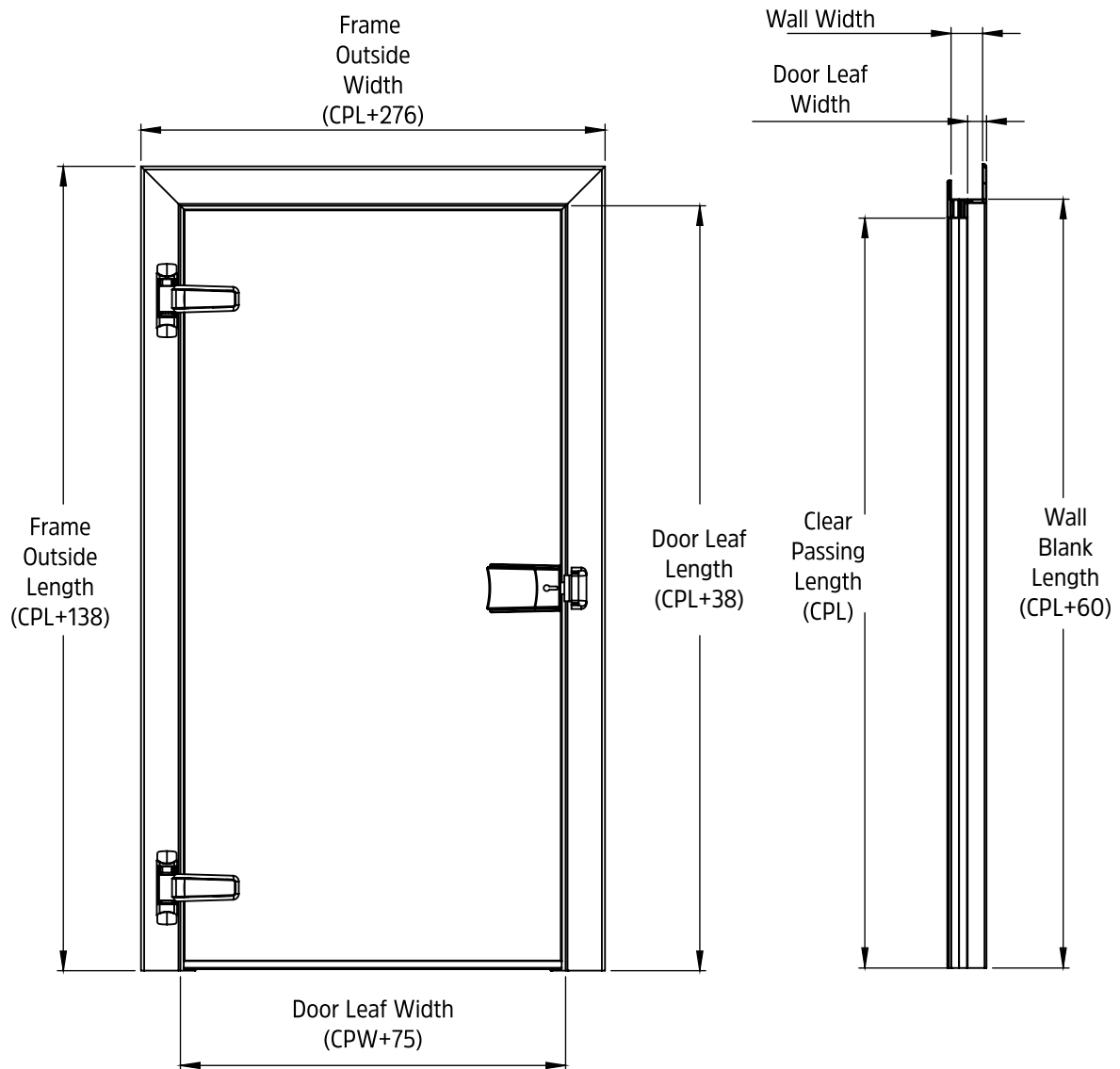


RAL 9002

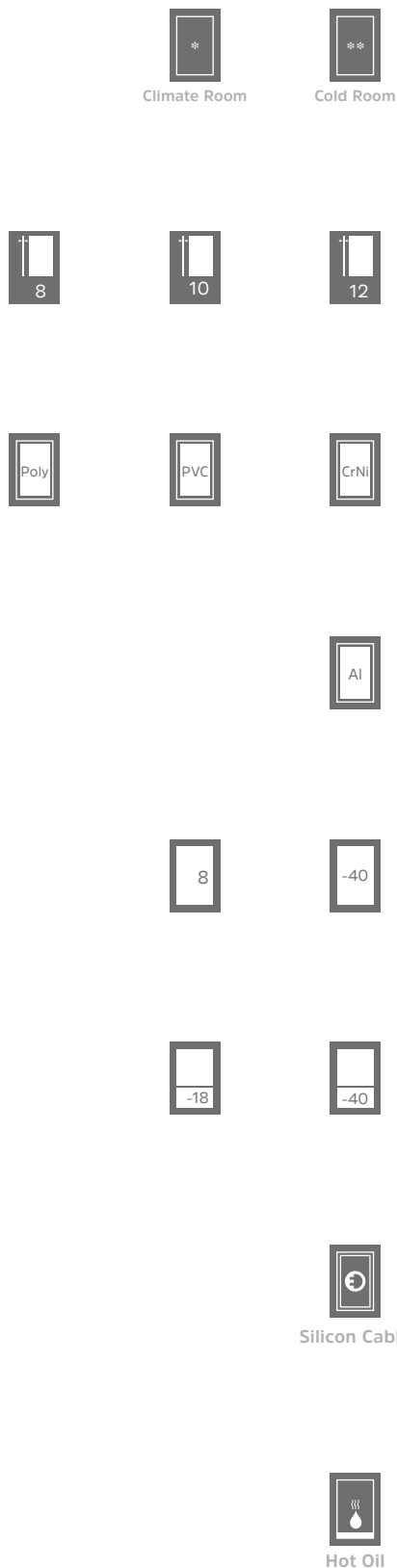
STANDARD COLOUR CODES

s p e c i f i c a t i o n

NET WIDTH 80X180...100X220 cm



Flush Door



DOOR TYPE

DOOR THICKNESS

SURFACE MATERIAL

DOOR FRAME

CASE HEATER

THRESHOLD HEATER

DOOR FRAME HEATER

DOOR STEP HEATER



Standart



Optional



Standart



Standart



Optional



Wooden Box



Shrink



Palet Truck



Forklift



Crane

ANODIZED ALUMINIUM

THRESHOLD

DOOR LEAF METAL SHEET THICKNESS

LOCK TYPE

SAFETY LOCK RELEASE

CR-NI REINFORCEMENT

PACKING

TRANSPORTATION

Flip Flap Door (One Leaf)



FLEXIBLE SWING DOOR

EASY PASS

FLEXIBLE SIZE OPTIONS



**FLEXIBLE
SWING**

Flip Flap Door (One Leaf)

Application area

Cold rooms, chilled room

Features

U value door leaf in 4 cm: 0.58 W/m².K

Dimensions

Clear width (CW): max. 1.10 m

Clear height (CH): max. 2.20 m

Please enquire concerning further dimensions.

Details of the Cantek cold room flip-flap door:

Door leaf

Door leaf thickness 40 mm, foamed with PU rigid foam, observation window from 5 mm plexiglass with rubber edging profile, stainless steel door leaf reinforcement with bumper

Sealing

On four sides with grease-resistant EPDM rubber seal profiles, held in plastic profiles; all sealings can be easily replaced

Door frame with panel installation

Anodized aluminum frame for panel, sheet metal in the design of the door leaf; with stainless steel threshold; prepared ready to install for the respective panel thickness, with assembly material and installation instructions

Covering sheet steel design

Door leaf is covered with 0.7 mm polyester coated (with pvc option) steel (EN10169 DX51D+Z)

Covering stainless steel design

Nickel-chromium steel AISI 304, circular-matted

Door hardware & window

Double action spring type 180° hinge with stop for door leaf. 5 mm flexi glass sight window



RAL 3020



RAL 1018 (high gloss)

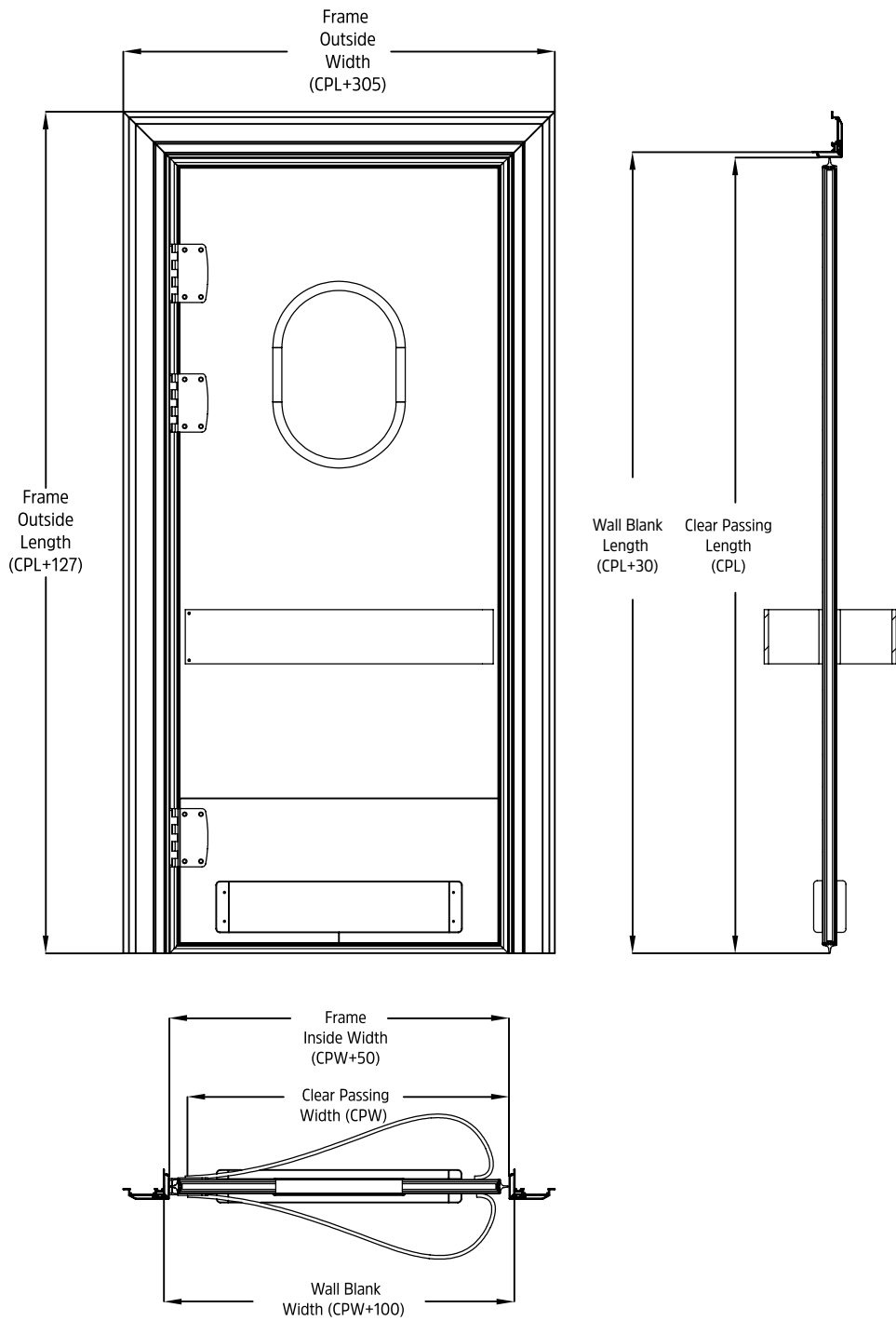


RAL 9002

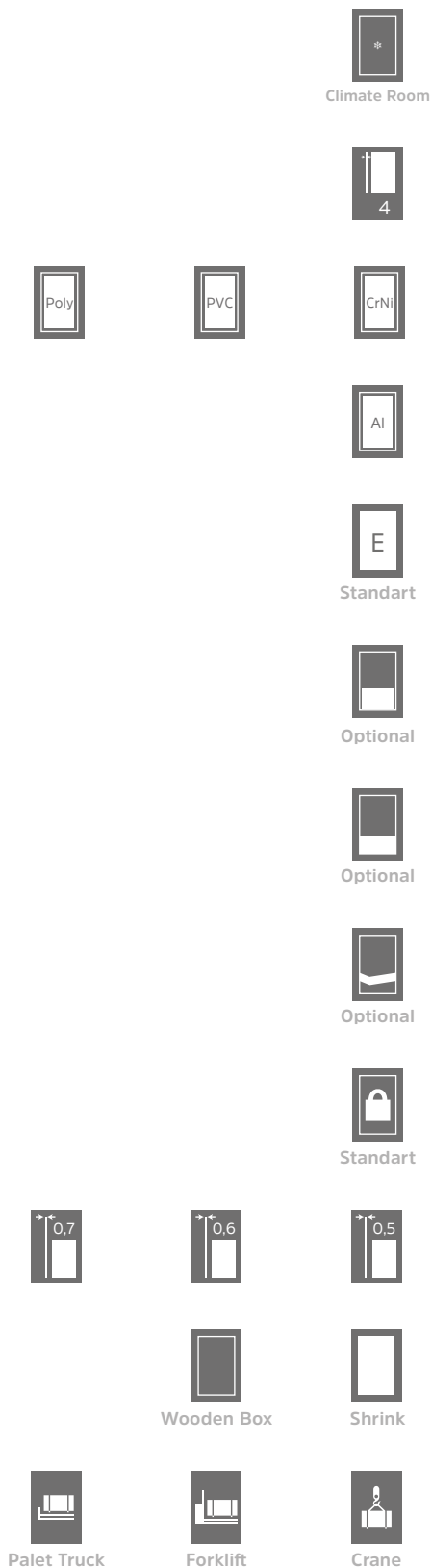
STANDARD COLOUR CODES

s p e c i f i c a t i o n

NET WIDTH 70X180...110X220 cm



Flip Flap Door (One Leaf)



DOOR TYPE

DOOR THICKNESS

SURFACE MATERIAL

DOOR FRAME

ANODIZED ALUMINIUM

CR-NI REINFORCEMENT

STAINLESS STEEL BUMPER

LEAF BUMPER

LOCK TYPE

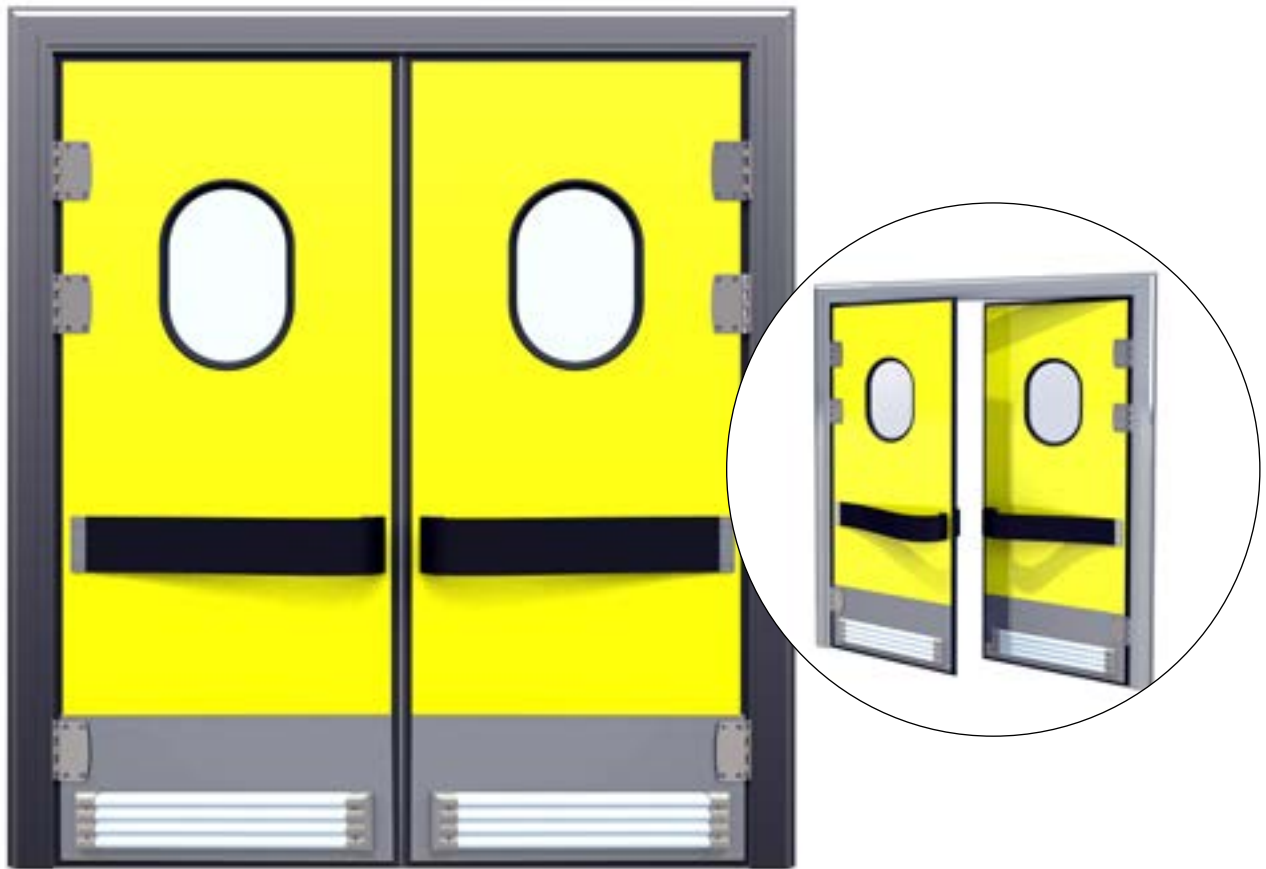
DOOR LEAF METAL SHEET THICKNESS

PACKING

TRANSPORTATION



Flip Flap Door (Double Leaf)



FLEXIBLE SWING DOOR

EASY PASS

FLEXIBLE SIZE OPTIONS



**FLEXIBLE
SWING**

Flip Flap Door (Double Leaf)

Application area

Cold rooms, chilled room

Features

U value door leaf in 4 cm: 0.58 W/m².K

Dimensions

Clear width (CW): max. 1.10 m

Clear height (CH): max. 2.20 m

Please enquire concerning further dimensions.

Details of the Cantek cold room flip-flap door:

Door leaf

Door leaf thickness 40 mm, foamed with PU rigid foam, observation window from 5 mm plexiglass with rubber edging profile, stainless steel door leaf reinforcement with bumper

Sealing

On four sides with grease-resistant EPDM rubber seal profiles, held in plastic profiles; all sealings can be easily replaced

Door frame with panel installation

Anodized aluminum frame for panel, sheet metal in the design of the door leaf; with stainless steel threshold; prepared ready to install for the respective panel thickness, with assembly material and installation instructions

Covering sheet steel design

Door leaf is covered with 0.7 mm polyester coated (with pvc option) steel (EN10169 DX51D+Z)

Covering stainless steel design

Nickel-chromium steel AISI 304, circular-matted

Door hardware

Double action spring type 180° hinge with stop for door. 5 mm flexi glass sight window



RAL 3020



RAL 1018 (high gloss)

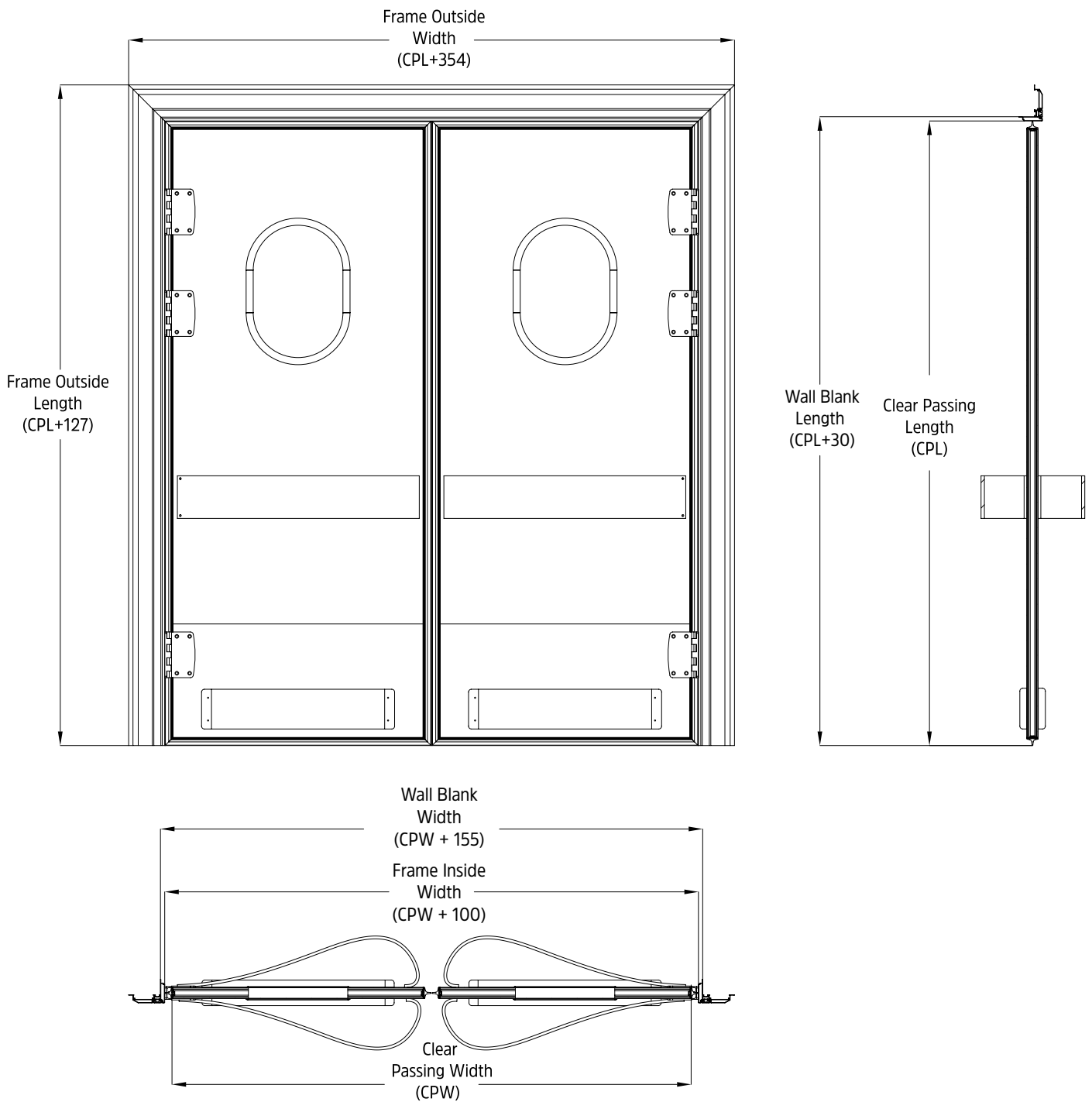


RAL 9002

STANDARD COLOUR CODES

s p e c i f i c a t i o n

NET WIDTH 120X180...200X240 cm





Office Door (One Leaf)



EXCELLENT INTEGRATION

LONG LIFE

PROFESSIONAL CONTROL STRUCTURE



**EXCELLENT
INTEGRATION**

Office Door (One Leaf)

Application area

Chilled room, room temperature

Features

U value door leaf in 4 cm: 0.58 W/m².K

Dimensions

Clear width (CW): max. 1.1 m

Clear height (CH): max. 2.0 m

Please enquire concerning further dimensions.

Details of the Cantek cold room office door:

Door leaf

Door leaf thickness 40 mm, foamed with PU rigid foam, observation window from 5 mm plexiglass with rubber edging profile, optionally stainless steel door leaf reinforcement with bumper

Sealing

On three sides with grease-resistant EPDM-PVC double component seal profiles, held in aluminium door frame

Door frame with panel installation

Anodized aluminum frame for panel, anodized aluminum in the design of the door leaf; with stainless steel threshold; prepared ready to install for the respective panel thickness, with assembly material and installation instructions

Covering sheet steel design

Door leaf is covered with 0.5 mm polyester coated (with pvc option) steel (EN10169 DX51D+Z)

Covering stainless steel design

Nickel-chromium steel AISI 304, circular-matted

Door hardware & window

Stainless steel hinges and door fasteners . 5 mm flexi glass sight window.



RAL 3020



RAL 1018 (high gloss)

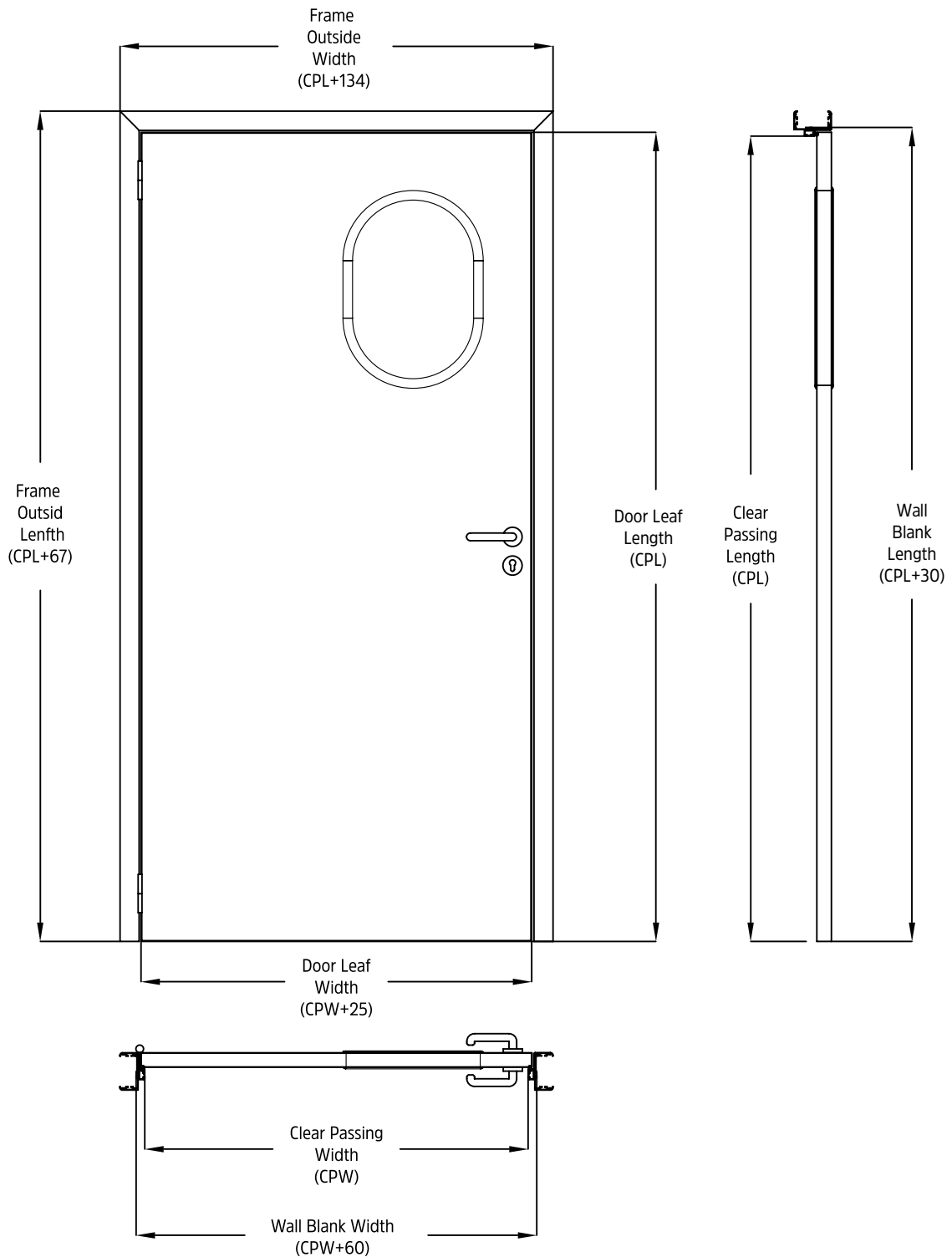


RAL 9002


















STANDARD COLOUR CODES

s p e c i f i c a t i o n

NET WIDTH 70X200...110X200 cm

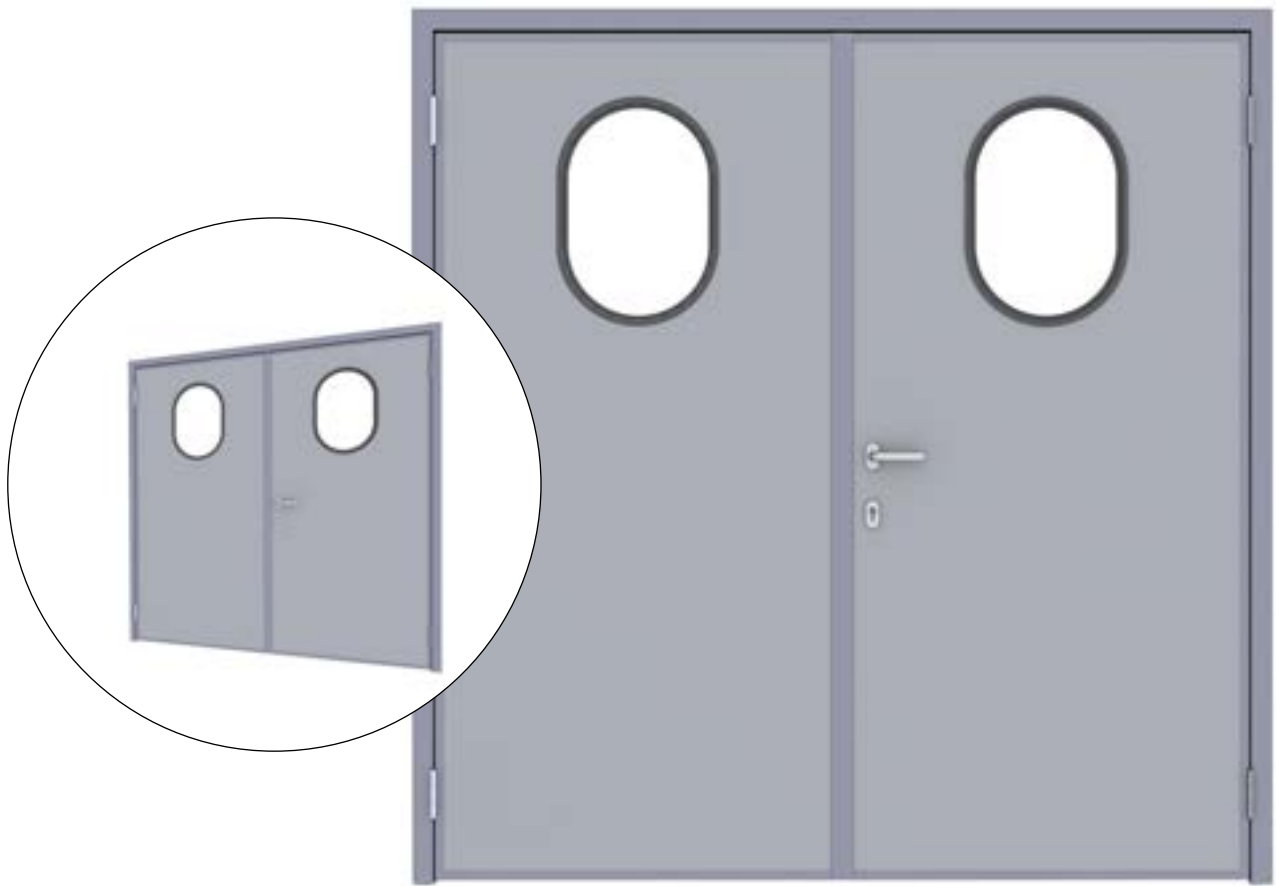


Office Door (One Leaf)

		
Climate Room		DOOR TYPE
		
		DOOR THICKNESS
		
		SURFACE MATERIAL
		
	Standart	ANODIZED ALUMINIUM
		
		DOOR FRAME
		
		DOOR LEAF METAL SHEET THICKNESS
		
	Standart	LOCK TYPE
		
	Optional	CR-NI REINFORCEMENT
		
	Wooden Box	PACKING
		
Palet Truck	Forklift	TRANSPORTATION
	Crane	



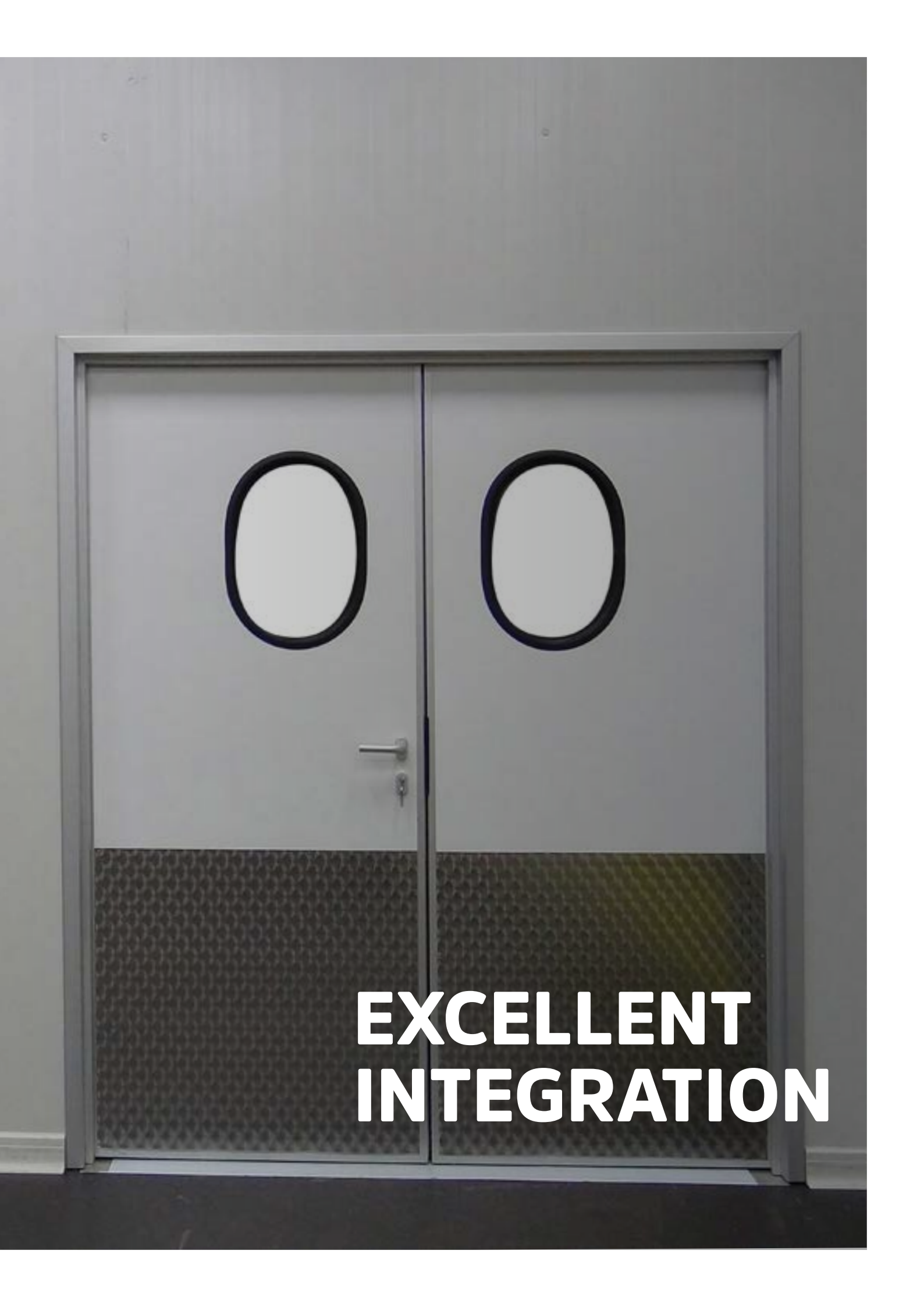
Office Door (Double Leaf)



HEAVY DUTY CONSTRUCTION

LONG LIFE

PROFESSIONAL CONTROL STRUCTURE



**EXCELLENT
INTEGRATION**

Office Door (Double Leaf)

Application area

Chilled room, room temperature

Features

U value door leaf in 4 cm: 0.58 W/m².K

Dimensions

Clear width (CW): max. 2.0 m

Clear height (CH): max. 2.0 m

Please enquire concerning further dimensions.

Details of the Cantek cold room office door:

Door leaf

Door leaf thickness 40 mm, foamed with PU rigid foam, observation window from 5 mm plexiglass with rubber edging profile, optionally stainless steel door leaf reinforcement with bumper

Sealing

On three sides with grease-resistant EPDM-PVC double component seal profiles, held in aluminium door frame

Door frame with panel installation

Anodized aluminum frame for panel, anodized aluminum in the design of the door leaf, prepared ready to install for the respective panel thickness, with assembly material and installation instructions

Covering sheet steel design

Door leaf is covered with 0.5 mm polyester coated (with pvc option) steel (EN10169 DX51D+Z)

Covering stainless steel design

Nickel-chromium steel AISI 304, circular-matted

Door hardware

Stainless steel hinges and door fasteners. 5 mm flexi glass sight window.



RAL 3020



RAL 1018 (high gloss)

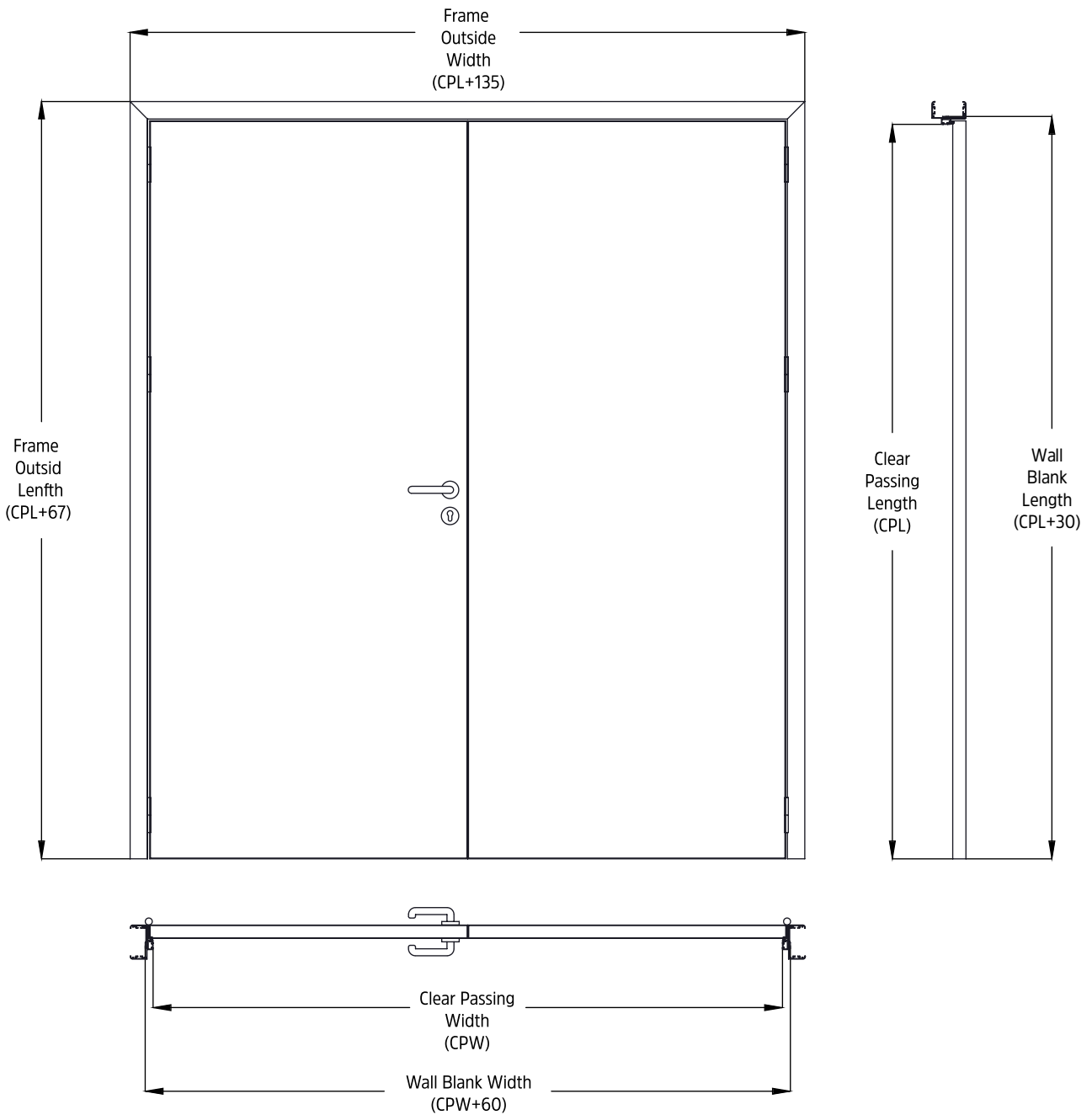


RAL 9002


















STANDARD COLOUR CODES

s p e c i f i c a t i o n

NET WIDTH 120X200...200X200 cm



Office Door (Double Leaf)

				DOOR TYPE
				DOOR THICKNESS
				SURFACE MATERIAL
				ANODIZED ALUMINIUM
				DOOR FRAME
				DOOR LEAF METAL SHEET THICKNESS
				LOCK TYPE
				CR-NI REINFORCEMENT
				PACKING
				TRANSPORTATION



Loading Equipment

Sectional & Rapid Doors, Loading Ramp, Door Belows



Insulated Doors



Integrated Accessories

Safety

Hygienic Acrylic Safety Post (Bollard)



Safety Post (Bollard) ensures protection against impact and crashes where needed, including doors, walls, and columns. Due to its tube form and radial shape at the bottom, it reduces bacterial growth, easy-to-clean. These products allow for applications with double steel pipe and screwed system and it is easy-to-fixed with "M24" Resin Based Fixing Mortar.



Due to its flexible acrylic surface, it can absorb light impacts, reduce medium impact forces and prevents damage to your valuable equipment.

Hygienic Stainless Steel Safety Post (Bollard)



Hygienic Stainless Steel Safety Post (Bollard) ensures protection against impacts and crashes where needed. Including doors, walls, and columns. Due to its tube form and radial shape at the bottom, it reduces bacterial growth, easy-to-clean.

On the surface bollard is covered by 2 mm. thickness AISI 304 or 316 class stainless steel and inside is filled by special polymer or visco- concrete. It can be installed by screwing system and it is easily fixed with "M24" Resin Based Fixing Mortar.



Solid Polyethylene Barrier



Due to extremely secure anchoring, Solid Polyethylene Barriers provide high impact resistance offering the best solution for the protection of walls and objects at varying heights.

Manufactured from solid polyethylene to provide maximum protection and impact resistance.



Hollow Polyethylene Barrier



Hollow Polyethylene Barriers offer combine excellent impact resistance with high flexibility.

Manufactured from polyethylene, the hollow construction provides a robust yet highly flexible barrier system that is both easy to assemble and replace.



References



Namli Et, Bursa / Turkey



Alkadaro, Khartoum / Sudan




Comep, Nouakchott / Mauritania



Pelit, İstanbul / Turkey



Rich Meat, Mariel / CUBA



Oragro, Antalya / Turkey



Osmanlı Kahvecisi, Antalya / Turkey



Maadanot, Pardes Hanna / Israel



Cooperatif Zaouia, Ammonia / South Africa



Food Service, Tblisi / Georgia



Netlog, İstanbul / Turkey



Yörükoğlu, Antalya / Turkey



Fito Seed, Antalya / Turkey



Haçınoğlu, Antalya / Turkey



WE ARE WORKING FOR **FOOD SECURITY**

We believe that everyone has right to access healthy hygenic and contionus food access.

“It is our goal to ensure that producers are rewarded for their efforts, and all countries thrive by using their own resources in the best way.”

CANTEK

Antalya Organize Sanayi
Bölgesi
2.Kısım 21. Cd. No: 1 Antalya/
Türkiye
Tel +90 242 258 17 00
www.cantekgroup.com

